

40<sup>TH</sup>

ESOPRS



— ANNUAL MEETING

15-17 September 2022 • NICE

EUROPEAN SOCIETY OF OPHTHALMIC PLASTIC  
AND RECONSTRUCTIVE SURGERY —

[2022.esoprs.eu](https://2022.esoprs.eu)

■ PALAIS DE LA MÉDITERRANÉE



PROGRAMME

NICE 2022



General organisation: MCO Congrès - Villa Gaby - 265 Corniche JF Kennedy - 06007 Menton - Tél. : +33 (0)4 95 09 38 00

ESOPRS 2022 general information (registrations, scientific, partners & sponsors)

Natalia RUXTON - [natalia.ruxton@mcocongres.com](mailto:natalia.ruxton@mcocongres.com)

Viviana BARBARISI - [viviana.barbarisi@mcocongres.com](mailto:viviana.barbarisi@mcocongres.com)

NICE 2022

# 40<sup>TH</sup> ESOPRS — ANNUAL MEETING

15-17 September 2022 • NICE

EUROPEAN SOCIETY OF OPHTHALMIC PLASTIC  
AND RECONSTRUCTIVE SURGERY —



## Thursday 15 September

08:00

ESOPRS PRE-MEETING DAY

### WELCOME ADDRESS

08:00 - 08:06 • Introduction. **Jacques LAGIER** (NICE, France)

08:06 - 08:30 • New developments in oculoplastic surgery in 2022. **Jonathan ROOS** (London, United Kingdom), **Rachna MURTHY** (London, United Kingdom), **Dyone Hartong** (Amsterdam, The Netherlands)

Room  
1

08:30

### EYELID MALPOSITION PTOSIS

Moderators: **Dion PARIDAENS** (Rotterdam, The Netherlands), **Francesco QUARANTA-LEONI** (Rome, Italy)

08:30 - 08:45 • Lower eyelid - Entropion and ectropion: The same entity? **Philippe IMBERT** (TOULOUSE, France)

08:45 - 09:00 • Lower eyelid - What is the ideal spacer for managing a lower eyelid retraction? **Miguel GONZALEZ-CANDIAL** (BARCELONA, Spain)

09:00 - 09:15 • Upper eyelid - Ptosis surgery; do not forget the aesthetics. **Isabelle LARRE** (Reims, France)

09:15 - 09:30 • How performing a regional anesthesia in oculoplastics. **Stéphane GINDRE** (Nice, France)

09:30 - 09:45 • Inner canthus - Medial canthoplasty: a surgical challenge. **Pierre-Vincent JACOMET** (PARIS, France)

09:45 - 10:00 • Discussion.

Room  
1

10:00

COFFEE BREAK & EXHIBITION AREA - VISIT OF THE EPOSTERS

10:30

### EYELID AND CONJUNCTIVAL MALIGNANCIES

Moderators: **Eva DAGFARD KOPP** (Stockholm, Sweden), **Jacques LASUDRY** (Brussels, Belgium), **David H. VERITY** (London, United Kingdom)

10:30 - 10:45 • Conjunctival malignancies: what all oculoplastic surgeons should know? **Jean-Pierre CAUJOLLE** (NICE, France)

10:45 - 11:00 • Locally advanced conjunctival malignancies: when the oculoplastic surgeon plays a role. **Arnaud MARTEL** (Nice, France)

11:00 - 11:15 • Why should I manage benign eyelid tumors with Argon/532nm laser? **Jean-Marc RUBAN** (LYON, France)

11:15 - 11:30 • Intraoperative surgical margins assessment in eyelid malignancies. **Ioannis LIOLIOS** (NICE, France)

11:30 - 11:45 • Controversies in eyelid malignancies with anterior orbital involvement: Conservative surgery first. **Eva DAGFARD KOPP** (Stockholm, Sweden)

11:45 - 12:00 • Controversies in eyelid malignancies with anterior orbital involvement: Exenteration first. **David H. VERITY** (London, United Kingdom)

12:00 - 12:15 • Controversies in eyelid malignancies with anterior orbital involvement: New targeted

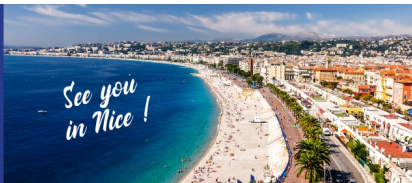
Room  
1

NICE 2022

# 40<sup>TH</sup> ESOPRS — ANNUAL MEETING

15-17 September 2022 • NICE

EUROPEAN SOCIETY OF OPHTHALMIC PLASTIC  
AND RECONSTRUCTIVE SURGERY —



## Thursday 15 September

therapies / immunotherapy first. **Jacques LASUDRY** (Brussels, Belgium)

12:15 - 12:30 • Controversies in eyelid malignancies with anterior orbital involvement: Clinical case challenge. **Arnaud MARTEL** (Nice, France), **Eva DAFGARD KOPP** (Stockholm, Sweden), **Jacques LASUDRY** (Brussels, Belgium)

12:30

LUNCH IN THE EXHIBITION AREA

14:00

SOCKETS AND ORBIT

Moderators: **George CHARONIS** (KALLITHEA, Greece), **Miguel GONZALEZ-CANDIAL** (BARCELONA, Spain)

14:00 - 14:15 • Socket - Eye evisceration: personalized surgical technique. **Dion PARIDAENS** (Rotterdam, The Netherlands)

14:15 - 14:30 • Socket - Orbital lipofilling: surgical technique and results. **Olivier GALATOIRE** (PARIS, France)

14:30 - 14:45 • Socket - Current management of orbital implant exposure. **Eric LONGUEVILLE** (BORDEAUX, France)

14:45 - 15:00 • Orbit - Management of tumors located at the orbital apex. **Jacques LAGIER** (NICE, France)

15:00 - 15:15 • Orbit - Place of the optic nerve sheath fenestration in 2022. **Diego STRIANESE** (Naples, Italy)

Room  
1

15:15

LACRIMAL

Moderators: **Daniel EZRA** (United Kingdom), **Ulrich SCHAUDIG** (HAMBURG, Germany)

15:15 - 15:25 • Endonasal DCR: always first. **Daniel EZRA** (United Kingdom)

15:25 - 15:35 • External DCR: always first. **Jacques LAGIER** (NICE, France), **Edouard FEVRIER** (Nice, France)

15:35 - 15:45 • Current indications of lacrimal stents. **Jean-Marc RUBAN** (LYON, France)

15:45 - 15:55 • Management of canalicular obstructions. **Francesco QUARANTA-LEONI** (Rome, Italy)

15:55 - 16:00 • Discussion.

Room  
1

16:00

COFFEE BREAK & EXHIBITION AREA - VISIT OF THE EPOSTERS

16:30

AESTHETIC, HYALURONIC ACID AND TOXIN

Moderators: **Thierry MALET** (MARSEILLE, France), **Eric SARFATI** (TOULON, France)

16:30 - 16:45 • Toxin in the periorbital area. **Dan GEORGESCU** (Romania)

16:45 - 17:00 • Upper blepharoplasty. **Olivier GALATOIRE** (PARIS, France)

17:00 - 17:15 • Lower blepharoplasty. **Jérôme DELAS** (NICE, France)

17:15 - 17:30 • Lipostructure of the periorbital area. **Thierry MALET** (MARSEILLE, France)

17:30 - 17:45 • Hyaluronic acid in the periorbital area. **Federic BRACCINI** (NICE, France)

Room  
1

NICE 2022

# 40<sup>TH</sup> ESOPRS — ANNUAL MEETING

15-17 September 2022 • NICE

EUROPEAN SOCIETY OF OPHTHALMIC PLASTIC  
AND RECONSTRUCTIVE SURGERY —



## Friday 16 September

17:45 - 17:55 • Use of Botulinum Toxin for the Correction of Mild Ptosis. **Eric SARFATI** (TOULON, France)

18:30

WELCOME COCKTAIL IN THE EXHIBITION AREA

Room  
1

## Friday 16 September

08:00

ESOPRS MAIN MEETING - DAY 1

08:15

WELCOME ADDRESS AND OPENING

Room  
1

• Welcome Address and Opening. **Jacques LAGIER** (NICE, France), **Eva DAFGARD KOPP** (Stockholm, Sweden)  
Mr Chemla (Nice, France)


08:30

ORAL COMMUNICATIONS  
**EYELID**

Moderators: **Eva DAFGARD KOPP** (Stockholm, Sweden), **Miguel GONZALEZ-CANDIAL** (BARCELONA, Spain)

- **OP01** Quantitative volumetric study of different periocular tumor models. **Wanlin FAN** (Cologne, Germany), **Ludwig M. HEINDL**
- **OP02** Primary cemiplimab treatment for orbital squamous cell carcinoma is effective and may alleviate the need for orbital exenteration. **Alon TIOSANO**, **Meydan BEN ISHAI** (Tel Aviv, Israel), **Yaccov CNAANY**, **Gal MARKEL**, **Noga KURMAN**, **Aron POPOVTZER**, **Gil BAR SELA**, **Guy BEN SIMON**, **Assaf GERSHONI**, **Iftach YASSUR**
- **OP03** Lower eyelid margin reconstruction: results of 5 different techniques. **Phillip CUSTER** (St Louis, USA), **Robi MAAMARI**, **Tiffany HO**, **Steven COUCH**
- **OP04** Periobital reconstruction method by tunneled unipedicular orbicular flap, or "paddle flap". **Victor DESFEUX**, **Eric SARFATI**, **Victor DESFEUX** (Marseille)
- **OP05** Is there a metrical correspondence between surgical margins and histopathology clear peripheral margins on direct wide local excision (WLE) of periocular BCC? **Victor PAIUSCO** (London, United Kingdom), **Murta FABIOLA**
- **OP06** Sebaceous carcinoma treated with Mohs micrographic surgery. **Elana MEER**, **Gabriela LAHAIE LUNA** (Philadelphia, USA), **Jeremy ETZKORN**, **Christopher MILLER**, **Cesar BRICENO**
- **OP07** Periocular management and reconstruction of medial canthal chemical burns following assault. **Aoife NAUGHTON** (London, United Kingdom), **Manvi SOBTI**, **Richard SCAWN**
- **OP08** Evaluating patient satisfaction of an oculoplastic nurse practitioner led minor surgery service. **Alice CRANSTON** (Buckinghamshire, United Kingdom), **Hazel NVACK-KASEKE**, **Fiona JAZAYERI**
- **OP09** Autologous Dermal Grafts in oculoplastic surgery. **Narjess BEN RAYANA** (Sousse - TUNISIA, Tunisia), **Lella KNANI**
- **OP10** Triamcinolone Acetate injections for upper eyelid retraction in active Graves Orbitopathy. **Simrun VIRDEE** (London, United Kingdom), **Arun KIRUPAKARAN**, **Ahmad AZIZ**, **Vickie LEE**

Room  
1



## Friday 16 September

- **OP11 Lipostructure after orbital decompression in thyroid associated orbitopathy: Case series.** **Barbara MONJANEL** (Paris)

Dr Olivier Galatoire, Dr Pierre-Vincent Jacomet, Dr Mathieu Zmuda. Fondation Adolphe de Rothschild, Paris.

- **OP12 To develop a protocol for the medical management of superior limbic keratoconjunctivitis.** **Sarah GEORGE** (Kochi, India), **Marian PAULY**

- **OP13 Patient Satisfaction of Teleoculoplastics: a survey of 1215 patients over 2 years.** **Radhika Pooja PATEL** (London, United Kingdom), **Laura AH-KYE**, **Peter B. M. THOMAS**, **Swan KANG**

- Time for questions and discussion.

10:00

### KEYNOTE LECTURE I

- **Lower eyelid retractors: entropion ectropion.** **Hirohiko KAKIZAKI** (Aichi, Japan)

Dr. Hirohiko Kakizaki, MD, PhD, is a professor at Aichi Medical University (Japan), organizing the department of Oculoplastic, Orbital & Lacrimal Surgery.

He graduated from Osaka City University Medical School in 1996.

Prof. Kakizaki completed his fellowships in Eyelid, Orbital and Lacrimal Surgeries under Mr. Raman Malhotra at the Queen Victoria Hospital (UK, 2007 & 2008) and Prof. Dinesh Selva at the University of Adelaide (Australia, 2008).

He is a past president of the Asia-Pacific & Japanese Societies of Ophthalmic Plastic & Reconstructive Surgery, editorial board members of "OPRS (Journal of American Society of OPRS)", and "Orbit (Journal of European society of OPRS)".

He is enthusiastic in education, in which he has trained more than 10 domestic and 40 overseas fellows.

He has published more than 300 English peer reviewed articles, more than 150 Japanese articles and 7 Japanese textbooks.

Mainly its recent anatomical confirmation of two layers of lower eyelid retractors make it possible to conceive of the role of each of these layers in the stability of the two palpebral lamellae and their involvement in the pathogenesis of the age-related lower eyelid malpositions.

- Introduced by: **Philippe IMBERT** (TOULOUSE, France)

Room  
1

10:20

### COFFEE BREAK & EXHIBITION AREA - VISIT OF THE EPOSTERS

10:40

### ORAL COMMUNICATIONS EYELID & AESTHETICS

Moderators: **Dion PARIDAENS** (Rotterdam, The Netherlands), **Gustavo SAVINO** (Rome, Italy)

- **OP14 The posterior approach brow suspension in the treatment of congenital ptosis.** **Hesham FOUAD** (Cairo, Egypt), **Ahmad AZIZ**


- **OP15 Frontal Eyelid Transmission: a new parameter in frontal suspension.** **Medel RAMON**, **Vásquez LUZ MARIA**, **Paños MARIA INMACULADA**, **Cordero López CLAUDIA** (Barcelona, Spain)

- **OP16 Outcomes of single suture mueller's muscle conjunctival resection: ethnic considerations.** **Zvi GUR** (Jerusalem, Israel), **Chang MINWOOK**, **Liu CATHERINE**, **Bobby KORN**, **Don KIKKAWA**

- **OP18 Clinical Value of Phenylephrine Testing in the Upper and Lower Eyelids of Patients with Aponeurotic and Congenital Eyelid Ptosis.** **Özgün Melike GEDAR** (Istanbul, Turkey), **Meitem Guzin ALTINEL**, **Ayşe Yagmur KANRA**, **Umit AYKAN**

- **OP19 Evaluating Quality of Patient Generated Photographs in the Virtual Oculoplastics Clinic.** **Gabriella GUEVARA** (London, United Kingdom), **Hardeep KANDOLA**, **Raja LAXMI**, **Swan KANG**

- **OP20 Digital analysis of eyelid contour changes in unilateral ptosis repair: External**



## Friday 16 September

levator advancement vs Muller's muscle conjunctival resection. **Serdar BILICI**, **Tomurcuk HARBIGIL-SEVER**, **Suat Hayri UGURBAS** (Zonguldak, Turkey)

- **OP21** Periocular asymmetry is increasing with age: a three-dimensional stereophotogrammetry study in Caucasians. **XiaoJun JU** (Köln, Germany), **Ludwig M. HEINDL**
- **OP22** Elaborated Analysis of Short and Long Term Results of Skin-Only versus Skin+Muscle Blepharoplasty. **Volkan DERICIOGLU** (Istanbul, Turkey), **Burçin ŞAN**
- **OP23** Popeye: Rejuvenation of the brow and upper eyelid volume, projection and contour using PDO threads. **Jocelyne KOHN** (Santiago., Chile), **Geraldine KOHN**
- **OP24** Periorbital and peri ocular microfat grafting : Complications observed over a series of 262 personally performed procedures. **Pierre ESCALAS** (Saint Herblain)
- **OP25** Lateral brow tail elevation using selective orbicularis muscle excision in upper blepharoplasty. **Riham AFIFI** (Abu Dhabi, United Arab Emirates)
- **OP26** Brow lifting using retro orbicularis oculi fat (ROOF) augmentation. **Yanir KASSIF** (Nahariya, Israel), **Reili OVADIA**, **Dana COHEN**
- **OP27** Scar acceptability of the modified pear-shaped direct brow lift. **Caroline WILDE** (London, United Kingdom), **Sherlock ALEXANDER**, **Tanaka ANNALISE**, **Blood AMBER**, **Daniel EZRA**
- **OP28** Periocular Fillers in Imaging - What can we learn? **Ayelet PRIEL** (Ramat Gan, Israel), **Gali GREENBERG**, **Guy BEN SIMON**
- **OP29** In office high resolution ultrasound in the management of periocular filler related syndrome. **Jocelyne KOHN** (Santiago., Chile), **Geraldine KOHN**
- **OP30** Indications, outcomes and optimal dosing strategies for hyaluronidase injections in the treatment of filler related complications. **Caroline WILDE** (London, United Kingdom), **Kailun JIANG**, **Sieun LEE**, **Daniel EZRA**
- Time for questions and discussion.

Room  
1

12:40

### KEYNOTE LECTURE II

- Peri Orbital neurofibromas. How to manage it ? **Naresh JOSHI** (Londres, United Kingdom)  
Naresh Joshi is a founder member, and ex-president of the British Ophthalmic Plastic Surgical Society (BOPSS). He heads the BOPSS and the Royal College of Ophthalmologist's aesthetics subcommittee. He is the UK representative on ESOPRS committee.
- Introduced by: **Jacques LAGIER** (NICE, France)

Room  
1

13:00

### THEA LUNCH SYMPOSIUM WHEN EYELID IS A PROBLEM

- Peri-ocular skin problems. **Lionel STORK** (NANTES, France)
- The microbiota of the eyelid skin. **Marc LABETOULLE** (KREMLIN BICETRE, France)
- Interlink between eyelid surgery and dry eye. **Daniel EZRA** (United Kingdom)

LUNCH IN THE EXHIBITION AREA

Room  
1

14:00

### ORAL COMMUNICATIONS ORBIT



## Friday 16 September

Moderators: **Francesco QUARANTA-LEONI** (Rome, Italy), **David H. VERITY** (London, United Kingdom)

- **OP31 Orbital fat density as a predictive value in orbital cellulitis.** [Daphna LANDAU](#) (Tel Aviv, Israel), [Ella NISSAN](#), [Ofira ZLOTO](#), [Gahl GREENBERG](#), [Guy J. BEN SIMON](#)
- **OP32 Peculiarities of primary surgical treatment of bullet eye periorbital region and orbit injuries.** [Natalia ROSUMIY](#), [Tetiana PIVNEVA](#), [Anna CHMIL](#) (Kyiv, Ukraine)
- **OP33 Optic nerve sheath fenestration: current status in France and comparison of 6 different surgical approaches.** [Ken MARTINI](#) (NICE), [Laura TRUCCHI](#), [Jerome DELAS](#), [Jacques LAGIER](#), [Arnaud MARTEL](#)
- **OP34 Magnetic Oculomotor Prosthetic for Acquired Nystagmus: Safety and outcomes.** [Mohsan MALIK](#) (London, United Kingdom), [David VERITY](#), [Parashkev NACHEV](#), [Geoff ROSE](#), [Sanjay MANOHAR](#), [Kelly MACKENZIE](#), [Gill ADAMS](#), [Maria THEODOROU](#), [Quentin PANKHURST](#), [Chris KENNARD](#)
- **OP35 Alterations in retrobulbar hemodynamics after orbital decompression surgery in inactive thyroid eye disease in Indian population - a prospective study.** [Shalin SHAH](#) (NEW DELHI, India), [Ruchi GOEL](#)
- **OP36 Are we missing something in patients with Thyroid Eye Disease-Compressive Optic Neuropathy (TED-COIN)?** [Garip Kubler ATLIN](#) (Munich, Germany), [Kathrin HALFTER](#), [Annemarie KLINGENSTEIN](#), [Siegfried PRIGLINGER](#), [Christoph HINTSCHICH](#)
- **OP37 Magnetic resonance imaging for dysthyroid optic neuropathy and moderate-to-severe Graves' orbitopathy: an observational prospective cross-sectional study.** [Arnaud POTVIN](#) (Amsterdam, The Netherlands), [Maartje DE WIN](#), [Peter BISSCHOP](#), [Michael TANCK](#), [Robert LOONTJENS](#), [Hinke Marijke JELLEMA](#), [Ioana IONESCU](#), [Peerooz SAEED](#)
- **OP38 Comparative study on the efficacy of periocular methotrexate versus periocular triamcinolone injections in management of thyroid associated orbitopathy.** [Islam SWAIFY](#), [Kareem ELESSAWY](#), [Rania EL ESSAWY](#) (Egypt, Egypt), [Haytham NASR](#)
- **OP39 Pediatric Graves' orbitopathy: a multicentre study.** [Ioana Catalina LACRARU](#) (BUCHAREST, Romania), [Dion PARIDAENS](#), [Eliane CAGIENARD](#), [Rachel KALKMANN](#), [Farzad PAKDEL](#), [Stijn VAN DER MEEREN](#), [Peerooz SAEED](#)
- **OP40 89Zr-rituximab PET/CT in orbital inflammatory disease - an update.** [Kamil LABAN](#) (Utrecht, The Netherlands), [Mahdi AL SAADI](#), [Bart DE KEIZER](#), [Rachel KALMANN](#)
- **OP41 Reconstruction after orbital exenteration: interest of the Radial Forearm free flap.** [Nathalie BADOIS](#) (Paris), [Maria LESNIK](#), [Antoine DUBRAY-VAUTRIN](#), [Baptiste SABRAN](#), [Romain MILHEIRO](#), [Olivier CHOUSSY](#), [Nathalie CASSOUX](#)
- **OP42 Decompression and reconstruction of orbital bones in sphenoidal meningioma: comparison of reconstruction techniques with titanium mesh and patient-specific polyetheretherketone (PEEK) implants.** [Amir H. ZAMANIPOOR NAJAFABADI](#) (Leiden, The Netherlands), [Sarina E.C. PICHARDO](#), [Wouter A. MOOJEN](#), [Roy P.J. VAN DEN ENDE](#), [Wouter R. VAN FURTH](#), [Stijn W. VAN DER MEEREN](#)
- **OP43 Long-term outcomes after multidisciplinary treatment for pediatric orbital rhabdomyosarcoma.** [Nur KHATIB](#) (Tel Aviv, Israel), [Johannes MERKS](#), [Jeroen MARKENSTEIN](#), [Brian BALGOBIND](#), [Cemile SAVCI-HEIJINK](#), [Michele MORFOUACE](#), [Bradley PIETERS](#), [Peerooz SAEED](#)
- **OP44 Congenital Microphthalmia - Results of a conservative rehabilitation approach.** [Joana PROVEDENCIA](#) (Coimbra, Portugal), [Margarida QUEIROZ](#), [Cecilia RAMOS](#), [Catarina PAIVA](#), [Guilherme CASTELA](#)
- **OP45 Trametinib for orbital plexiform neurofibromas in young children with neurofibromatosis type 1.** [Helen TOLEDANO](#), [Meydan BEN ISHAI](#) (Tel Aviv, Israel), [Gad DOTAN](#), [Rivka FRIDLAND](#), [Rony COHEN](#), [Itzhak YASSUR](#), [Hagit TOLEDANO-ALHADEF](#), [Shlomi CONSTANTINI](#), [Mika SHAPIRA ROOTMAN](#)
- **OP16b Multimodal approach to lateral canthotomy and cantholysis training using a low-fidelity model in combination with visual teaching: a study on a cohort of Emergency Medicine doctors.** [Li Yen GOH](#) (London, United Kingdom), [Tahir FAROOQ](#)
- Time for questions and discussion.


Room  
1

NICE 2022

# 40<sup>TH</sup> ESOPRS — ANNUAL MEETING

15-17 September 2022 • NICE

EUROPEAN SOCIETY OF OPHTHALMIC PLASTIC  
AND RECONSTRUCTIVE SURGERY



## Friday 16 September

15:40

- Teprotumumab in TED. **Raymond DOUGLAS** (Beverly Hills, CA, USA)

What is the main medical revolution of the last decade? Undoubtedly the emergence of targeted therapies to fight against cancer allowing dedicated and personalized medicine. In recent years, personalized medicine has also become possible in thyroid eye diseases (TED).

In 2020, the insulin growth factor receptor 1 (IGF1R) inhibitor teprotumumab gained FDA approval for the first time for the treatment of patients with TED. This approval was based on 2 randomized, controlled trials published in the prestigious New England Journal of Medicine comparing teprotumumab with a placebo. Teprotumumab demonstrated superiority over placebo in terms of clinical activity score and reduction in proptosis.

Dr Raymond DOUGLAS is a worldwide recognized oculoplastic surgeon working in Beverly Hills, California. He is also a professor at Cedars Sinai Hospital in Los Angeles where he is head of the orbital and TED programs. Dr. DOUGLAS' lab was associated with the initial development of teprotumumab by investigating the role of IGF1R in TED. Dr DOUGLAS was respectively last and first author of the 2 clinical trials published in the New England Journal of Medicine. He treated the first patient and currently has the most experience with Teprotumumab.

Dr. DOUGLAS will tell us about his daily clinical experience with teprotumumab in TED. Most importantly, Dr. DOUGLAS will address the current challenges, questions and fears raised by the growing use of teprotumumab: Should teprotumumab be used in inactive TED? How common is hearing loss and how do you monitor it? What is the cost-benefit of teprotumumab? Will teprotumumab cause orbital decompression obsolescence?

See you in Nice for the next ESOPRS congress with our special guest Dr Raymond DOUGLAS.

- Introduced by: **Arnaud MARTEL** (Nice, France)

Room  
1

16:00

COFFEE BREAK & EXHIBITION AREA - VISIT OF THE EPOSTERS

16:15

### ORAL COMMUNICATIONS SOCKET

Moderators: **Olivier GALATOIRE** (PARIS, France), **Dan GEORGESCU** (Romania)

- **OP46 CT Volumetry Study of Micro Fat Graft survival from different donor sites in augmenting the Enophthalmic Socket.** **Aliaa AHMED** (Cairo, Egypt), **Haythem E. NASR, Tamer I. GAWDAT, Rania A. ABDELSALAM, Kareem B. ELESAWY**
- **OP47 Individualizing enucleation implant size: volumetric vs empirical methods.** **Philip CUSTER** (St Louis, USA), **Robi MAAMARI, Julia HUECKER, Mae GORDON**
- **OP48 Clinical Use of Cryopreserved Ultra-thick Human Amniotic Membrane for Anophthalmic Socket Contracture: A prospective study.** **Mohammad ALSEMRI** (RIYADH, Saudi Arabia), **Fatimah ALZHRANI, Muhammad AHAD, Hailah ALHUSSAIN, Hamad ALSULAIMAN, Rawan ALTHAGIB, Diego STRIANESE, Osama ALSHEIKH**
- **OP49 Manus ex Machina: Can 3D Printing and Scanning Change Our Prosthesis Making Techniques?** **Yoav VARDIZER** (Haifa, Israel)
- **OP50 Congenital anophthalmia and microphthalmia with cyst: new concepts in management strategies.** **Sri K GORE, Gustavo SAVINO, Collin RICHARD, Gabriela GRIMALDI, Alessandra MODUGNO** (roma/Italy, Italy)
- **OP51 How to plan conformer treatment for congenital microphthalmia and anophthalmia?** **Annabel GROOT** (Nijmegen, The Netherlands), **Jeimer REMMERS, Birgit LISSENBERG-WITTE, Simon DE MEULENAERE, Duygu TALAN, Niels LIBERTON, Pim DE GRAAF, Annette MOLL, Peerooz SAEED, Dyonne HARTONG**
- Time for questions and discussion.

Room  
1

17:00

FULL MEMBER ESOPRS GENERAL ASSEMBLY

Room  
1




NICE 2022

# 40<sup>TH</sup> ESOPRS — ANNUAL MEETING

15-17 September 2022 • NICE

EUROPEAN SOCIETY OF OPHTHALMIC PLASTIC  
AND RECONSTRUCTIVE SURGERY —



## Saturday 17 September

20:00

CONGRESS DINNER

Room  
1

## Saturday 17 September

08:00

ESOPRS MAIN MEETING - DAY 2

08:15

ORAL COMMUNICATIONS  
LACRYMAL

Moderators: **Daniel EZRA** (*United Kingdom*), **Ulrich SCHAUDIG** (HAMBURG, *Germany*)

• **OP52** Age-related changes in the lacrimal punctum morphology in a normal population: an update. **Nandini BOTHRA** (India, India), **Mohammad JAVED ALI**

• **OP53** Ultrasonic guidance of transcutaneous injection of stem cells into the lacrimal gland of patients with aqueous deficient dry eye disease. **Anne Katrine WIENCKE** (Copenhagen, Denmark), **Lene TERSLEV**, **Søren TORP-PEDERSEN**, **Ann-Cathrine LARSEN**, **Michael MØLLER-HANSEN**, **Steffen HEEGAARD**

• **OP54** Evaluating the effectiveness of lacrimal gland botulinum toxin using the TEARS score. **Samantha HUNT** (East Grinstead, United Kingdom), **Christopher SCHULZ**, **Raman MALHOTRA**

• **OP55** The role of dacryoscintigraphy in evaluation and management of patients with functional epiphora. **Evan KALIN-HADJU**, **Robert KERSTEN** (San Francisco, USA), **Mikael BERNIER**, **Reza VAGEFI**, **Victoria LEUNG**, **Amanda MILLER**

• **OP58** Outcome of primary monoonalicular stent placement in pediatric Down's syndrome patients with congenital nasolacrimal obstruction. **Daphna LANDAU** (Tel Aviv, Israel), **Christiana E. MUNROE**, **Karen E. REVERE**, **Lama KHATIB**, **Pelying HUA**, **Gui-Shuang YING**, **Gil BINENBAUM**, **James A. KATOWITZ**, **William R. KATOWITZ**

• **OP59** Mid-term outcome of endoscopy-guided laser-assisted transcaruncular stoploss Jones tube implantation for canalicular obstructions. **Ludwig M. HEINDL**, **Sitong JU** (Köln, Germany), **Yongwei GUO**, **Alexander C. ROKOHL**

• **OP60** Assessment of lacrijet monoonalicular intubation for congenital nasolacrimal duct obstruction. **Shirin HAMED AZZAM**, **Shirin HAMED AZZAM** (Poriya, Israel), **Morris HARTESTEIN**, **Angela DOLMETSCH**, **Abed MUKARI**

• **OP62** Chronic inflammation score of the lacrimal sac: Can it be a prognostic factor for external dacryocystorhinostomy outcomes? **Deniz KILIC** (Ankara, Turkey), **Ayşenur PAŞAOĞLU**, **Sefa ÜNAL**, **Bekir AYILDIZ**, **Suat Hayri UĞURBAS**

• **OP63** Comparing outcomes of standard silicone tube lacrimal intubation techniques with adaptations to reduce risk of Covid-19 transmission in Dacryocystorhinostomy surgery. **Otti VANESSA** (London, United Kingdom), **Maria MAS CASTELLS**, **Rishi RAMESSUR**, **Swan KANG**

• **OP64** Long-term outcomes of revision endoscopic dacryocystorhinostomy aided by 4-mm coronary balloon catheter dacryoplasty. **Nandini BOTHRA** (India, India), **Mohammad JAVED ALI**

• Time for questions and discussion.

Room  
1

09:45

COFFEE BREAK & EXHIBITION AREA - VISIT OF THE EPOSTERS



## Saturday 17 September

10:10

### KEYNOTE LECTURE IV

- **Lacrimal endoscopy: myth or reality in the management of epiphora.** **Karl-Heinz EMMERICH** (Darmstadt, Germany)

To look inside the lacrimal system was a long existing wish in the management of Epiphora.

The lacrimal system was still a myth, the diagnostic possibilities have covered the clinical examination and indirect procedures like Dacryocystography.

Since 1995, microendoscopes with rather good quality of pictures and a maximum diameter of 1.1 mm have been presented by Storz company and Polydiagnost company. The results were first presented at the ESOPRS by J. M. Piffaretti with the Storz system and by Karl-Heinz Emmerich and Hans Meyer-Rüsenberg by the Polydiagnost system. Microendoscopic procedures for recanalization of the lacrimal system like Microdrilldacryoplasty and Laserdacryoplasty have been introduced and have been developed as important tools managing epiphora.

Reality is the worldwide spreading of Dacryoendoscopy. Reality is, the experience of more than 30.000 Dacryoendoscopies by Hans Meyer-Rüsenberg and me in the last 28 years. Reality is, in most cases of PANDO microendoscopic procedures are the first step procedures and the rates of DCR in our patients could decrease from more than 30% to 10%. Reality is, DCR and Jones procedure are still keeping to be important in those cases, which are not giving the indication for microendoscopic procedures.

So, in reality, Dacryoendoscopy has brought a lot of new insights of epiphora reasons for us and the possibility of a less traumatic, but successful treatment of Epiphora.

- Introduced by: **Mehrad HAMEDANI** (LAUSANNE, Switzerland)

Room  
1

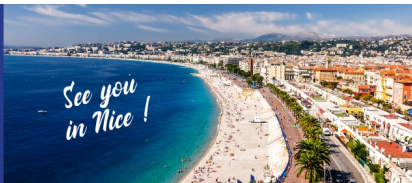
10:30

### ORAL COMMUNICATIONS FLASH

Moderators: **Mehdi FENDRI** (TUNIS, Tunisia), **Hirohiko KAKIZAKI** (Aichi, Japan)

- **OP65 The Lesser-known Lateral Fornix Orbitotomy.** **Ilse MOMBAERTS** (Leuven, Belgium, Belgium)
- **OP66 Development of endoscopic orbital surgery - the progression of a tertiary referral centre.** **Ahmad AZIZ** (London, United Kingdom), **Vickie LEE**, **Rajni JAIN**, **Catherine RENNIE**, **William GRANT**
- **OP67 Evaluation of Orbital lymphoproliferative and inflammatory diseases by Gene Expression Analysis.** **Michael OEVERHAUS** (Essen, Germany), **Karim AL-GHAZZAWI**, **Fabian MAIRINGER**, **Anja ECKSTEIN**
- **OP68 Orbital solitary fibrous tumours: a single-centre case series.** **Natasha MAMBOUR**, **Natasha MAMBOUR** (Paris), **Mathieu ZMUDA**, **Augustin LECLER**, **Marc PUTTERMAN**, **Pierre-Vincent JACOMET**, **Olivier GALATOIRE**
- **OP69 Orbital Apex Exenteration.** **Abolfazl RAHIMI** (Tehran, Islamic Republic of Iran), **S Hadi SAMIMI**
- **OP70 The change of fusion area after Bilateral microscopic extra/intraconal Orbital fat Decompression for Thyroid Eye Disease.** **Tomoyuki KASHIMA** (Tokyo, Japan), **Masashi MIMURA**
- **OP71 Incidence of Active Thyroid Eye Disease (TED) following Radioactive Iodine (RAI) treatment: a five-year audit at Chelsea & Westminster Hospital (CWH).** **Nicole QUAH QIN XIAN**, **Annelies MAENHOUDT**, **Ailsan WREN**, **James CLELAND**, **Eleni KALOGIANNI**, **Richard SCAWN**, **Manvi SOBTI** (London, United Kingdom)
- **OP72 The role of thyroid stimulating immunoglobulin (TSI) in evaluating Thyroid Eye Disease.** **Shiran MADGAR** (Tel Aviv, Israel), **Guy BEN SIMON**, **Ayelet PRIEL**, **Ofira ZLOTTO**
- **OP73 Porous orbital implants: Is it time to close this chapter?** **David JORDAN** (Ottawa, Canada)
- **OP74 Patient Satisfaction and Long-Term Volumetric Measurements after Transcutaneous Restylane Injection for Anophthalmic Socket Syndrome.** **Linda Marie Louise BUSIN** (Milan, Italy), **Humeyra AYDIN**, **Steffi J E ROMBOUTS**, **Emiel ROMEIN**, **Jelmer REMMERS**, **Pim DE GRAAF**, **Dyonne T HARTONG**
- **OP75 Non-surgical treatment for reshaping fornices in contracted sockets.** **Alessandra MODUGNO** (roma/italy, Italy), **Elia FRANZOLIN**, **Francesco QUARANTA-LEONI**

Room



## Saturday 17 September

1

- **OP76 Manchester eye removal study: 15 years of real-world eye removal experience in a tertiary centre.** [Siyin LIU](#) (Manchester, United Kingdom), [Daisy MORGAN](#), [Laura CHAN](#), [James LAYBOURNE](#), [Anne COOK](#), [Paul CANNON](#), [Sajid ATAULLAH](#)
- **OP77 Phantom vision after eye amputation: prevalence, features and related risk factors.** [Ken MARTINI](#) (NICE), [Jacques LAGIER](#), [Jerome DELAS](#), [Olivier GALATOIRE](#), [Mehrad HAMEDANI](#), [Arnaud MARTEL](#)
- **OP79 Analysis of Earlier Failed Probing without Endoscopic Guidance in Congenital Nasolacrimal Duct Obstructions.** [Nandini BOTHRA](#) (India, India), [Mohammad JAVED ALI](#)
- **OP80 Post-operative epiphora in patients who have undergone marsupialisation for the management of canaliculitis.** [Tracey LIU](#) (Sheffield, United Kingdom), [Jennifer TAN](#)
- **OP81 Results of Simultaneous Bilateral Endoscopic Dacryocystorhinostomy: Duration of Surgery, and Evaluation of Success and Complications.** [Volkan DERICIOGLU](#) (Istanbul, Turkey)
- **OP82 Periocular Injunctable 5-fluorouracil for Treatment and Prevention of Cicatricial Lagophthalmos After Eyelid Surgery.** [Zvi GUR](#) (Jerusalem, Israel), [Pablo GALARZA](#)
- **OP83 Levator palpebrae superioris tuck with small incision.** [Bassem MORSHED](#), [Bassem MORSHED](#) (Cairo, Egypt)
- **OP84 Replacing "like to like" - a modified approach for lower eyelid reconstruction following tumor resection.** [Zvi GUR](#) (Jerusalem, Israel), [Liu CATHERINE](#), [Don KIKKAWA](#), [Bobby KORN](#)
- **OP85 Long-term outcome of hyaluronic acid in dark under-eye circles.** [Arthur AULANIER](#) (Marseille), [Thierry MALET](#), [Eric SARFATI](#)
- **OP86 Surface electromyography of the orbicularis oculi muscle with pretarsal electrode placement.** [Larysa KRAJEWSKA-WEGLEWICZ](#) (Warsaw, Poland), [Marta BANACH](#), [Ewa FILIPIAK](#), [Joanna SEMPINSKA-SZEWCZYK](#), [Piotr SKOPIŃSKI](#), [Małgorzata DOROBEK](#)
- **OP87 Oculoplastic video clinics in the real world.** [Lee Teak TAN](#) (Chelmsford, United Kingdom), [Seyed GHAZI-NOURI](#)
- **OP88 Oculoplastic Surgeries in Patients Older than 90 Years of Age.** [Muhammad ABUMANHAL](#) (Tel Aviv, Israel), [Ran BEN CNAAN](#), [Igal LEIBOVITCH](#)
- **OP89 Addressing digital exclusion in Oculoplastic Outpatient Clinics.** [Rishi RAMESSUR](#) (London, United Kingdom), [Juwariya REHMAN](#), [Hardeep KANDOLA](#), [Claus GRUBER](#), [Swan KANG](#)
- **OP90 Role of Oculoplastic fellow in facial trauma pathway.** [Radhika DASHPUTRA](#), [Nikhil CASCONI](#) (London, United Kingdom), [Andrew COOMBS](#)
- Time for questions and discussion.

12:00

### MUSTARDÉ LECTURE

- **Grave's Orbitopathy a disease known for 2500 years.** [Lelio BALDESCHI](#) (BRUXELLES, Belgium)  
He qualified in Medicine cum laude at the University of Pisa, graduated in Ophthalmology cum laude at the University of Florence, became PhD at the University of Amsterdam and Fellow of the European Board of Ophthalmology (FEBO) (International recognition of the title of specialist in ophthalmology) in Paris. He specialized in oculoplastic and orbital surgery first under the guide of Richard Collin and Geoffrey Rose at Moorfields Eye Hospital in London and then with Leo Koornneef at the Orbital Centre, University of Amsterdam.  
He is Professor of Ophthalmology ("Chargé de Cours"), Director to the "Orbita and Ocular Adnexal service" and President to the PhD Council "Oculoplastic, Orbital, Lacrimal Diseases and Surgery" at the Department of Ophthalmology, Catholic University of Louvain, at the Saint Luc Academic Hospital of Brussels, member of the Examining Commission of the European Board of Ophthalmology (EBO) which grant the international recognized title of specialist in ophthalmology.  
He is member of the Italian Society of Ophthalmology (SIO), European Society of Ophthalmic Plastic and Reconstructive Surgery (ESOPRS), European Association for Vision and Eye Research (EVER), has been elected among the three honorary members of the Asia Pacific Society of Ophthalmic Plastic and Reconstructive Surgery (APSOPRS), has been Secretary (2011-2014) and President (2014-2017) of the International Society of Dacryology and Dry Eye (ISD&DE), President for two terms (2010-2012 and 2013-2015) of the Italian Society of Ophthalmic Plastic Surgery (SICOP), Secretary for two terms (2014-2017 and 2018-2021) of the European Group on Graves' Orbitopathy (EUGOGO).

Room  
1

NICE 2022

# 40<sup>TH</sup> ESOPRS — ANNUAL MEETING

15-17 September 2022 • NICE

EUROPEAN SOCIETY OF OPHTHALMIC PLASTIC  
AND RECONSTRUCTIVE SURGERY —



## Saturday 17 September

Currently he is the President of the European Group on Graves' Orbitopathy (EUGOGO), Associated Editor of Frontiers in Endocrinology and Associated Editor for orbit, oculoplastic and adult strabismus of the European Journal of Ophthalmology.

- Introduced by: **Eva DAFGARD KOPP** (Stockholm, Sweden)

12:35

### LUNCH - LIVE SURGERY - LIVE INJECTIONS LIVE BROADCAST FROM THE CLINIQUE DU PARC IMPERIAL

Moderators: **Philippe BERROS** (Monaco, Monaco), **Fabrice SERRA** (ANTIBES, France)

- Hyaluronic Acid Injections - TOEXANE. **Cyrielle BELA** (Geneve, Switzerland)
- Botulinic Toxin and Hyaluronic Acid Injections - MERZ AESTHETIC. **Frederic BRACCINI** (NICE, France), **Eric SARFATI** (TOULON, France)
- Aesthetic Rejuvenation - DELEO INNOVATION.
- Live Surgery. **Jacques LAGIER** (NICE, France), **Jean-Marc RUBAN** (LYON, France)

Room  
1

14:15

### ORBITAL TUMOR SESSION

Moderators: **Mehdi FENDRI** (TUNIS, Tunisia), **Mehrad HAMEDANI** (LAUSANNE, Switzerland)

- 14:15 - 14:25 • Lacrimal gland masses. 10 years experience in diagnosis and management.  
**Rania A. AHMED** (Le Caire, Egypt)  
Hesham Kamel, Tamer Gawdat (Cairo University, EGYPT)
- 14:25 - 14:35 • Management of Orbital Cavernous Hemangioma. **Abed CHARIF CHEFCHAOUIN** (Rabat, Morocco)  
Mohamed El Belhadji, latissam El Belhadji (Morocco)
- 14:35 - 14:45 • Low Pressure and Multimodality image guided Sclerotherapy for Vascular Orbital Lesions. **Mehdi FENDRI** (TUNIS, Tunisia)  
K. Hamza, H. Kamoun (Tunisia)
- 14:45 - 14:55 • Orbital inflammatory disease: biopsy first or steroids first?  
**Pierre-Vincent JACOMET** (PARIS, France)
- 14:55 - 15:00 • Discussion.

Room  
1

15:00

### EYELID TUMOR SESSION

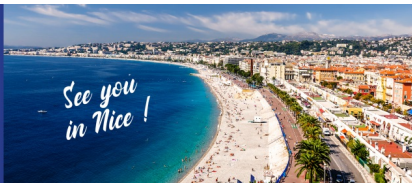
Moderators: **Michele BEACONSFIELD** (LONDON, United Kingdom), **Jean MAALOUF** (Nancy, France)

- 15:00 - 15:10 • Malignant eyelid tumors : Study Of 520 Cases. **Amel SAIDANI** (Alger, Algeria)
- 15:10 - 15:20 • Management of concomitant full upper and lower eyelid defect. **Eric SARFATI** (TOULON, France)
- 15:20 - 15:30 • Eyelid reconstruction: is the equation graft + graft = necrosis still true?  
**Johanna V. BERGGREN** (Lund, Sweden)
- 15:30 - 15:40 • Multidisciplinary team management in ocular oncology: unexpected opportunities with the Covid-19 crisis. **Sacha NAHON** (Nice, France)
- 15:40 - 15:45 • Discussion.

Room  
1

15:45

COFFEE BREAK & EXHIBITION AREA - VISIT OF THE EPOSTERS



## Saturday 17 September

16:15

### EUROPEAN OCULOPLASTY: THE PAST, THE FUTURE

Moderators: **Michele BEACONSFIELD** (LONDON, *United Kingdom*), **Francesco QUARANTA-LEONI** (Rome, *Italy*)

16:15 - 16:16 • Current challenges in young oculoplastic surgeon formation in Europe: the YESOPRS point of view.

16:15 - 16:25 • In France. **Arnaud MARTEL** (Nice, *France*)

16:25 - 16:35 • In Spain. **Santiago ORTIZ-PEREZ** (Granada, *Spain*)

16:35 - 16:45 • In Italy. **Matteo DI MARINO** (Rome, *Italy*)

16:45 - 16:55 • In Germany. **Christina MILLER** (Ulm, *Germany*)

16:55 - 17:05 • The History of ESOPRS: Introduction. **Francesco QUARANTA-LEONI** (Rome, *Italy*)

17:05 - 17:15 • History of the ESOPRS. **Jean-Paul ADENIS** (UMOGES, *France*), **Richard COLLIN** (London, *United Kingdom*)

Room  
1

17:15

### ESOPRS AWARDS

Moderators: **Michele BEACONSFIELD** (LONDON, *United Kingdom*), **Francesco QUARANTA-LEONI** (Rome, *Italy*)

17:15 - 17:30 • The EBO-ESOPRS. **Michele BEACONSFIELD** (LONDON, *United Kingdom*)

17:30 - 17:40 • Peter Eustace medal Award to Dr M. Beaconsfield. **Renata IVEKOVIC** (Zagreb, *Croatia*)  
President of the EBO

17:40 - 17:50 • Presentation of the 2021 RICHARD COLLIN AWARD - Junior Award of ESOPRS: Developing a Radiological Activity Score for the diagnosis and surveillance of Graves' Orbitopathy. **Nicole GEORGE** (*United Kingdom*)  
What I did with the award price?

17:50 - 18:00 • The RICHARD COLLIN AWARD - Junior Award of ESOPRS 2022. **Eva DAFGARD KOPP** (Stockholm, *Sweden*)

Room  
1

18:00

### CONGRESS ADJOURNMENT

Room  
1

### EPOSTERS

#### 01 -AESTHETIC & EYELID

- #32125 - "Woody" plaques in the eye, a dangerous disease. **Marie Louise RASMUSSEN** (Copenhagen, Denmark), **Anne Kathrine WIENCKE**, **Peter Kristian RASMUSSEN**
- #32179 - "Slow Mohs" surgery for periorcular non-melanomatous skin cancer: 5 year follow-up data on recurrence, histology, functional outcome and patient satisfaction. **Thomas Rp TAYLOR** (Portsmouth, UK, United Kingdom), **Christopher B SCHULZ**, **Simon ROGERS**, **Sarith MAKULOLUWE**
- #32146 - 3 x 5 cm palpebral neurofibroma and our surgical approach: a case report. **Josiah IRMA**, **Erna KRISTANTI**, **Cheryll YUDAKUSUMA**, **Saraswati Anindita RIZKI**, **Patricia BUDIMULIA** (Jakarta, Indonesia), **Celine CHRYSSTELLE**, **Regan ELBERT**
- #32394 - 5-year survival outcomes for Ocular Surface Squamous Neoplasia in specialist ocular oncology Center in a Temperate Climate. **Mohsan MALIK** (London, United Kingdom), **Periklis GIANNAKIS**, **Safa AYKAC**, **Jeannon JEAN-PIERRE**, **Claire DANIEL**
- #32453 - A case of combined periorcular merkel cell carcinoma and eyelid basal cell carcinoma. **Catarina FERREIRA** (Vila Nova de Gaia, Portugal, Portugal), **David JOÃO**, **Agostinho SANCHES**



## Saturday 17 September


Renata ROTHWELL, Sandra PRAZERES

- #32338 - A case of dupilumab associated conjunctivitis and the importance of specialist ophthalmology involvement. [Mark AWAR](#) (Southampton, United Kingdom), [Elizabeth JAMES](#), [John AWAD](#)
- #32505 - A case of extensive linear basal cell carcinoma (BCC) with secondary cicatricial ectropion. [Harry ROSEN](#), [Lizzie ROSEN](#) (Bristol, United Kingdom), [Annette BACON](#)
- #31984 - A comparison of the clinical outcomes of anterior levator resection, simple levator plication, and modified deep levator plication for the treatment of congenital ptosis based on five years of experience. [Hossameideen Elsayed Awad ELBARBARY](#) (Alexandria, Egypt, Egypt)
- #31975 - A Long Cut: Emergency and long-term management of a severe and complex traumatic ocular injury involving a long vertical eyelid wound and a penetrating corneo-scleral laceration. [Li Yen GOH](#) (London, United Kingdom), [Tahir FAROOQ](#)
- #32393 - A novel multi-modal approach to managing severe paralytic ectropion with periorcular lymphoedema secondary to infiltrative squamous cell carcinoma. [Michael Yeon Tze LAI](#) (Leicester, United Kingdom), [Sabrina SHAH-DESAI](#), [Sajid ATAULLAH](#)
- #30741 - A theory of unified pathogenesis for tarsal ectropion and involutional entropion. [Philippe IMBERTI](#) (TOULOUSE)
- #32433 - A variety of flap techniques for upper eyelid reconstruction after surgical resection of eyelid tumors. [Edgard FARAH](#) (PARIS)
- #30728 - Adopting the CADS scoring system; perspectives of a new user. [Samantha HUNT](#) (East Grinstead, United Kingdom), [Raman MALHOTRA](#)
- #32251 - An insidious infection that creates a mass effect in the nasojugal groove. [Gamze OZTURK KARABULUT](#), [Zehra KARAAGAC](#), [Korhan FAZIL](#), [Kubra SEREFOGLU CABUK](#) (Istanbul, Turkey), [Senay ASIK NACAROGLU](#)
- #32424 - Avoiding Complications on the Upper Face Treatment With Botulinum Toxin: A Practical Guide. [André Luis BORRA DA SILVA](#) (SAO PAULO, Portugal)
- #32203 - Awareness of Periocular Sun Exposure Risk in Patients Attending the Adnexal Clinic. [Sara MEMON](#) (London, United Kingdom), [Maria MAS CASTELLS](#), [Swan KANG](#)
- #32274 - Bilateral upper and lower eyelid conjunctival extranodal marginal zone lymphoma. [Julia PEREZ-MARTINEZ](#) (Valencia, Spain), [Amparo LANUZA-GARCIA](#), [Sergio MAUGARD TEPER](#), [Javier GARULO NICOLÁS](#), [Gemma ORTEGA PRADES](#), [Raul MARTINEZ-BELDA](#), [Antonio DUCH SAMPER](#)
- #31634 - Bioinformatics analyses of miR-424/503 in the pathogenesis of basal cell carcinoma. [Xiaoyi HOU](#) (Chengdu, China)
- #32205 - Botulinum Treatment patterns in Spasmodic Entropion. [Ravan MEKOUI](#) (Paris), [Bahram BODAGHI](#), [Frédéric TANKERE](#), [Brigitte GIRARD](#)
- #32283 - Caruncle lesions: demographics, clinical presentation and histopathology. [Awad MARY](#) (Leicester, United Kingdom), [Christina LIM](#), [Hardeep Singh MUDHAR](#), [Joyce BURNS](#), [Raghavan SAMPATH](#), [Antonella BERRY-BRINCAT](#)
- #32029 - CO2 laser use for an oculoplastic surgeon. [Luz María VÁSQUEZ](#), [María Inmaculada PAROS](#) (Barcelona, Spain), [Claudia CORDERO LOPEZ](#), [Ramon MEDEL](#)
- #31989 - Complications of lower eyelid blepharoplasty: prevention and management. [Agnieszka JASZCZUK](#) (Gdansk, Poland)
- #32124 - Correlation between patients' satisfaction and clinical presentation after lid reconstruction using Hughes flap. [Nina JOVANOVIC](#) (Zenica, Bosnia and Herzegovina), [Patricia REISZ-MAJIC](#)
- #31987 - Cosmetic bilateral orbital fat decompression for naturally protruding eyes. [Tomoyuki KASHIMA](#) (Tokyo, Japan), [Masashi MIMURA](#)
- #30480 - Cosmetic Outcomes of Epicanthoplasty for Epicanthus Tarsalis. [Dalal FATANI](#) (Riyadh, Saudi Arabia)
- #32104 - Dosimetry for laser canthoplasty as a therapy for horizontal lid laxity and meibomian gland dysfunction. [Christoph HOLTSMANN](#) (Duesseldorf, Germany), [Alexandra SCHILCHER](#), [Amir AVDAKOVIC](#), [Alessa HUTFILZ](#), [Katharina WIEBE-BEN ZAKOUR](#), [Dirk THEISEN-KUNDE](#), [Erich KNOP](#), [Gerd GEERLING](#), [Joana WITT](#)
- #32108 - Epiblepharon-a case report. [Maja NOVAK-STROLIGO](#) (Rijeka, Croatia), [Tamara MIŠLJENOVIC-VUČERIC](#), [Tea CALJKUSIC-MANCE](#)



## Saturday 17 September


- #32208 - Everting sutures for entropion repair: recurrence rate and quality of life metrics. **Mohamad BABA, Deji AJANAKU** (Liverpool, United Kingdom), **Halliwel MARK**
- #32223 - Extranodal NK/T-cell lymphoma, nasal type, presenting as a primary upper eyelid tumor. **Peter Kristian RASMUSSEN** (Copenhagen, Denmark), **Daniel KANDEL, Steffen HEEGAARD, Anne Kathrine WIENCKE, Marie Louise Roed RASMUSSEN**
- #32193 - Eyelid coloboma in Goldenhar syndrome : a case report. **latissam EL BELHADJI, Selma CHIGUER, Adil MCHACHI, Laila BENHMIDOUNE, Rayad RACHID, Mohamed ELBELHADJI** (Morocco)
- #32256 - Eyelid Kaposi sarcoma as initial symptom leading to AIDS diagnosis. **Radoslaw ROZYCKI** (Warsaw, Poland), **Dominika BIALAS, Katarzyna PACZWA, Ewa KULPECKA**
- #32527 - Eyelid swelling and facial pain associated with late onset filler migration. **Konstantina SORKOU, Chris MCLEAN** (Guildofrd, United Kingdom)
- #30670 - Filler migration to the orbit. **Shirin HAMED AZZAM** (Poriya, Israel), **Cat BURKAT, Abed MUKARI, Daniel BRISCOE, Narish JOSHI, Richard SCAWN, Morris HARTESTEIN**
- #32171 - Frontalis flap in fair to good levator function.. **Ramon MEDEL, Maria Inmaculada PAÑOS** (Barcelona, Spain), **Luz Maria VÁSQUEZ, Claudia CORDERO LÓPEZ**
- #31974 - Functional and Aesthetic Results of Medial Canthal Area and Large Full Thickness Eyelid Defect Reconstruction. **Demet YOLCU** (Ankara, Turkey)
- #32416 - Fungal Parinaud oculoglandular syndrome: A dilemma in a tuberculosis endemic region. **Haniida HANAFI** (Sabah, Malaysia, Malaysia), **Caroline BINSON, Stephanie FONG, Kwok Hoong CHAN**
- #32204 - Gliding brow lift in facial palsy. **Rayan MEKOUJ** (Paris), **Bahram BODAGHI, Frédéric TANKERE, Nathalie BUTEL, Claire FOIREST**
- #32324 - Horizontal shortening of the lower eyelid in facial nerve palsy. **Aaron JAMISON** (Glasgow, United Kingdom), **Bhupendra PATEL, Raman MALHOTRA**
- #32241 - Impact of Teprotumumab on Periocular Appearance in Thyroid Eye Disease. **Lisa Y LIN, Jonathan E LU** (Boston, USA), **Edith R RESHEF, Carolina A CHIOU, Nahyoung Grace LEE, Natalie WOLKOW, Suzanne K FREITAG**
- #31978 - Just an entropion - or is it? **Rashmi RAO** (Worthing, United Kingdom), **Cornelia POITELEA**
- #32408 - Laissez faire - how far can we still go - meanwhile? **David LUECHT** (Hamburg, Germany), **Ulrich SCHAUDIG**
- #32265 - Lengthening the upper eyelid by means of an autologous transplant of the levator eyelid fascia - case report. **Dorota POJDA-WILCZEK, Rafal WOS** (Katowice, Poland)
- #32344 - Lower eyelid conjunctival amyloidosis: a case report. **Anna GKOUNTELIA, Wessam MINA** (London, United Kingdom)
- #32282 - Lower eyelid marginal entropion repair using a grey line split and absorbable everting sutures: 12-month clinical and patient-reported outcomes. **Suzannah BELL**, (Portsmouth, United Kingdom), **Christopher SCHULZ, Simon ROGERS**
- #32196 - Lower eyelid reconstruction by minimal and marginal approach to releasing the lid with closure handling technique (March technique). **Anna MARCH DE RIBOT** (BARCELONA, Spain), **Francesc MARCH DE RIBOT**
- #32175 - Lupus pernio of the eyelid as the presenting sign of systemic sarcoidosis. **Aliaa AHMED** (Cairo, Egypt), **Rania A. ABDELSALAM**
- #30702 - Malignant neoplasms of the eyelid; excision-reconstruction results in tertial referral center. **Ali Safa BALCI, Husna TOPCU, Ayse CETIN EFE, Mehmet Goksel ULAS, Kubra SEREFOGLU CABUK** (istanbul, Turkey)
- #30610 - Mapping of Perfusion During Full-thickness Blepharotomy Using Laser Speckle Contrast Imaging. **Anna WIKTORIN** (Stockholm, Sweden), **Johanna BERGGREN, Malin MALMSJÖ, Sandra LINDSTEDT, Rafi SHEIKH, Elin BOHMAN**
- #32365 - Marcus-Gunn syndrome: case series study and management algorithm. **Matteo DI MARINO** (Rome, Italy), **Francesco Maria QUARANTA-LEONI**
- #31712 - Merckell cell carcinoma of the eyelid- case report and current therapy options. **Cornelia POITELEA, Roshni SAWH** (SHOREHAM-BY-SEA, United Kingdom), **Rashmi RAO**
- #32219 - Merkel cell carcinoma of the eyelids, a diagnosis to never forget. **Grethel RIVAS DANGEL** (A CORUNA, Spain), **Sofia ALMAGRO SOTELO, Vivian PÉREZ VARELA**



## Saturday 17 September

- #32471 - New algorithm for the transconjunctival correction of moderate to severe upper eyelid ptosis. [Izabela NOWAK-GOSPODAROWICZ](#) (Warszawa, Poland), [Marek REKAS](#)
- #32229 - NTRK rearranged mesenchymal eyelid neoplasm. [Renata IVEKOVIĆ](#) (Zagreb, Croatia), [Ognjen ZRINČAK](#), [Leo PZANIN](#), [Jasminka STEPAN GILJEVIĆ](#)
- #32452 - Ocular findings in tangier disease: a case report. [Catarina FERREIRA](#) (Vila Nova de Gaia, Portugal, Portugal), [Dália MEIRA](#), [Sandra PRAZERES](#)
- #32164 - Ocular surface and tear film function changes following hughes procedure. [Sitong JU](#) (Köln, Germany), [Senmao LI](#), [Ludwig M. HEINDL](#)
- #32484 - Oculoplastic, reconstructive and prosthetic treatment of post-traumatic lesions of the orbital region. [Djoko OBUĆINA](#), [Mirosljub BOGDANOVIĆ](#), [Vladimir BOGDANOVIĆ](#) (Belgrade, Serbia), [Milica BOGDANOVIĆ](#)
- #32162 - Onwards and upwards: intra-palpebral migration of a rigid gas-permeable contact lens. [Harpreet KAUR](#) (Sheffield, United Kingdom), [Sarju ATHWAL](#)
- #30757 - Outcome of silicone sling frontalis suspension in isolated uncomplicated congenital ptosis vs. complicated ptosis. [Daphna LANDAU](#) (Tel Aviv, Israel), [Cindy ZHAO](#), [Meera RAMAKRISHNAN](#), [Karen E. REVERE](#), [William R. KATOWITZ](#), [James A. KATOWITZ](#)
- #32349 - Outcomes of peri-ocular non-melanoma skin cancer following MOHS surgery over 5 year period-Retrospective, Single centre experience. [Ibtesham HOSSAIN](#), [Marta GARCIA-VILARO](#) (London, United Kingdom), [Anna GKOUNTELIA](#), [Ioulouis PALAMARAS](#), [Mohsan MALIK](#), [Priyanka SANGHI](#), [Wessam MINA](#), [Linda BLACKWELL](#)
- #30791 - Outcomes of vismodegib for periorcular locally advanced basal cell carcinoma from an open-label trial. [Meydan BEN ISHAI](#) (Tel Aviv, Israel), [Alon TIOSANO](#), [Eyal FENIG](#), [Guy BEN SIMON](#), [Itzhak YASSUR](#)
- #31620 - Outcomes on the utilization of lipodermoid skin for anterior lamella reconstruction in severe lipodermoids with eyelid coloboma: a case series. [Islam MERIAM](#) (London, United Kingdom), [Raman MALHOTRA](#), [Danny MORRISON](#), [Samer HAMADA](#), [James KATOWITZ](#)
- #32148 - Overview of various technique of reconstruction after tumor removal. Our 2 years experience in 176 operated cases. [Alda SHYQYRIU ZANI](#) (Tirana, Albania), [Eglantina BULICA](#)
- #31731 - Periocular basal cell carcinoma recurrence following surgical treatment: safe surveillance time. [Frachi SHAH](#) (LONDON, United Kingdom), [Valerie JUNIAT](#), [Oana VONICA](#), [Claire DANIEL](#), [Fabiola MURTA](#)
- #30754 - Periocular Mohs micrographic surgery in a UK centre 2012-2019; a retrospective cohort study. [Jennifer DOYLE](#) (Buckinghamshire, United Kingdom), [Dev SHAH](#), [Richard SCAWN](#)
- #32428 - Periocular Filling With The MD Codes™ Algorithm: A Narrative Review and a Practical Guide. [André Luis BORBA DA SILVA](#) (SAO PAULO, Portugal)
- #32206 - Polynucleotides: Biostimulation in periocular rejuvenation. [Sara NUNEZ MARQUEZ](#) (Bournemouth, United Kingdom), [Madalina CHIHAIA](#), [Ran STEIN](#)
- #32260 - Portable Next-Generation Three-dimensional Anthropometry Imaging Systems for Eyelid Area and Volume Assessment. [Xincen HOU](#), [Wanlin FAN](#) (Cologne, Germany), [Ludwig M. HEINDL](#)
- #32238 - Posterior approach of medial tarsorrhaphy. A new technique. [Ourania FYDANAKI](#) (London, United Kingdom), [Lee VICKIE](#), [Rajni JAIN](#), [Aziz AHMAD](#)
- #31661 - Posterior-approach 'levatorpexy' in congenital ptosis repair- comparison between local and general anesthesia. [Meydan BEN ISHAI](#) (Tel Aviv, Israel), [Karny SHOCHANE-BLUM](#), [Inbal AVISAR](#)
- #31698 - Practice pattern in periocular rejuvenation. [Guy J. BEN SIMON](#) (Tel Aviv, Israel)
- #32020 - Ptosis correction with adjustable silicon rod. [Ritika GUPTA](#) (Oslo, Norway), [Dag KROHN-HANSEN](#)
- #32191 - Ptosis treatment by injection of botulinum toxin: a prospective study of 31 cases. [Charles Henry REMIGNON](#), [Francesco ESPOSITO](#) (Toulon), [Eric SARFATI](#)
- #30909 - Re-surgery for Congenital ptosis: characteristics, success rates and predictor factors. [Ofri BERAR](#) (Ramat Gan, Israel), [Abergel EDEN](#), [Ben Simon GUY](#), [Zloto OFIRA](#)
- #32358 - Reconstruction of a complete upper eyelid thermal burn using serial skin grafts with preservation of vision, eyelid function & aesthetics. [Manvi SOBTI](#) (London, United Kingdom), [Isabel JONES](#), [Jorge LEON-VILLAPALOS](#), [Aoife NAUGHTON](#), [Richard SCAWN](#)





## Saturday 17 September

- #32190 - Reconstruction of periocular defects following excision of large cutaneous malignancy - a case series. [Artur KLETT](#) (Tallinn, Estonia)
- #32348 - Reconstruction of the medial canthus following Mohs micrographic surgery. [Mohsan MALIK](#) (London, United Kingdom), [Marta GARCIA-VILARO](#), [Anna GKOUNTELIA](#), [Linda BLACKWELL](#), [Ibtsham HOSSAIN](#), [Wessam MINA](#), [Ioullos PALAMARAS](#), [Priyanka SANGHI](#)
- #32167 - Reconstruction of Upper Eyelid Defects Using an Acellular Dermal Matrix Graft Combined with a Tipped Flap. [Danning LIU](#) (Germany, Germany), [Yan XU](#), [Alexander C. ROKOHL](#), [Ludwig M. HEINDL](#)
- #31959 - Recurrent Upper eye-lid Chalazian in an elderly female - thinking beyond Sebaceous Cell Carcinoma! [Shalin SHAH](#) (NEW DELHI, India), [Nutan SHAH](#), [Khushboo SHAH](#)
- #32065 - Resolution of Pityriasis rubra pilaris induced cicatricial ectropion with Oral Dexamethasone. A case report. [Qurania FYDNAKI](#) (London, United Kingdom), [Haytham REZQ](#), [Sepetis ANASTASIOS](#), [Varajini JOGANATHAN](#)
- #32142 - Results of Mohs' micrographic surgery of periocular basal cell carcinoma. The Swedish experience. [Karin SVEDBERG](#), [Daniel PAUSSEN](#), [Kalliope ERIPI](#) (Gothenburg, Sweden)
- #32347 - Retrospective review of non-melanoma skin cancer's in the peri-ocular region: A single institution's experience of cases treated with wide surgical excision over a 5 year period. [Mohsan MALIK](#) (London, United Kingdom), [Marta GARCIA-VILARO](#), [Anna GKOUNTELIA](#), [Wessam MINA](#), [Linda BLACKWELL](#), [Priyanka SANGHI](#)
- #32444 - Review of non invasive optical imaging, innovative tools for peri-ocular neoplasm. [Marine ESPINASSE](#), [Marine ESPINASSE](#) (Lyon), [Eric BAGGIO](#), [Jeremie BARBIER](#), [Damien GRIVET](#), [Jean Luc PERROT](#)
- #32363 - Sparing the upper eyelid in the reconstruction of lower eyelid defects: a ten-year review of Mohs surgery for periocular malignancies. [Laura HUGHES](#), [Naresh JOSHI](#), [Richard SCAWN](#), [Sheeva RABIEE](#), [Adriana KOVACOVA](#), [James SHELLEY](#), [Manvi SORTI](#) (London, United Kingdom)
- #32322 - Surgical management of acquired cryptophthalmos secondary to thermal injury. [Aaron JAMISON](#) (Glasgow, United Kingdom), [Bhupendra PATEL](#), [Raman MALHOTRA](#)
- #32379 - Temporallis fascial sling for lower lid paralytic ectropion repair. [Lee Teak TAN](#) (Chelmsford, United Kingdom), [Kalliroi TZAFETTA](#), [Sayed GHAZI-NOURI](#)
- #31946 - The correlation between chronic usage of topical anti-glaucoma eye drops and lower eyelid increased laxity. [Lital SMADAR](#) (Tel Aviv, Israel), [Ofira ZLOTO](#), [Noa KAPELUSHNIK](#), [Alon WEISSMAN](#), [Alon SKAAT](#), [Singer REUT](#), [Ben Simon GUY](#), [Mordechai ROSNER](#)
- #32362 - The Gliding Midface lift - a novel technique for the treatment of lower lid skin deficiency. [Ahmad AZIZ](#) (London, United Kingdom), [Qurania FYDNAKI](#), [Vickie LEE](#), [Rajni JAIN](#)
- #32059 - The new face of the switch flap in the reconstruction of a large upper eyelid defect. [Biljana KUZMANOVIC ELABJER](#) (ZAGREB, Croatia), [Mladen BUŠIĆ](#), [Daliborka MILETIĆ](#), [Andrej PLESE](#), [Mirjana BJELOS](#)
- #32066 - The outcomes of Lid Malposition Surgeries in one tertiary center. [Zloto OFIRA](#) (Tel Aviv, Israel), [Kang SWAN](#), [Bharpoor SINGH](#), [Victor PAIUSCO](#), [David VERITY](#), [Fabiola MURTA](#)
- #31756 - The surgical management and outcomes of kissing nevi of the eyelids. [Zloto OFIRA](#) (Tel Aviv, Israel), [Landau Prat DAPHNA](#), [Katowitz JAMES A](#), [Katowitz WILLIAM R](#), [Ben Simon GUY](#), [Verity DAVID H](#)
- #32434 - The use of the swinging lower lid for medial canthal lesions. [Ahmad AZIZ](#) (London, United Kingdom), [Rajni JAIN](#), [Vickie LEE](#), [Branka MARJANOVIC](#)
- #30910 - The very long term effect of Muller Muscle Conjunctival Resection on dry eye syndrome. [Zloto OFIRA](#) (Tel Aviv, Israel), [Alcalay IDAN](#), [Matani ADHAM](#), [Ben Simon GUY](#)
- #32300 - Three point tangent technique for filler injection; results and predictors of poor outcomes. [Caroline WILDE](#) (London, United Kingdom), [Ankur GUPTA](#), [Sieun LEE](#), [Daniel EZRA](#)
- #32178 - three-dimensional measurements of patients with different stages of upper eyelid dermatochalasis. [Xueying Li](#) (Köln (Lindenthal), Germany), [Ludwig M. HEINDL](#), [Alexander C. ROKOHL](#)
- #32224 - Topical tacrolimus treatment for adult-onset xanthogranulomatous disease. [Zeynep Zahide GÜLLÜLÜ](#) (Tokat, Turkey), [Sertaç Argun KIVANÇ](#), [Berna AKOVA](#)
- #32427 - Transcutaneous Eyebrow Tail Lift: A Simplified Approach. [André Luis BORBA DA SILVA](#) (SAO PAULO, Portugal)



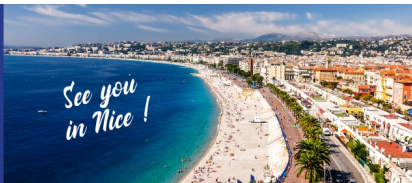
## Saturday 17 September

- #32120 - Treatment of involutional ectropions and entropions by laser. **Francesco ESPOSITO** (Toulon), **Eric SARFATI**
- #30887 - Tumour resolution following diagnostic punch biopsy: Is surveillance an option? **Emma SAMIA-ALY** (London, United Kingdom), **Harpreet AHLUWALIA**
- #32216 - Unusual eyelid and periorcular malignancies. **Lella KNANI** (Sousse, Tunisia), **Mehdi OUESLATI**, **Mohamed GHACHEM**, **Fehmi TOUZANI**, **Narjess BEN RAYANA**
- #32321 - Upper eyelid reconstruction after resection of a large verrucous tumor. **Martin EMESZ** (Zell am See, Austria), **Paul EMESZ**, **Christian GINZEL**, **Ulrike HÖLLER**, **Anna-Lena LAUSCH**
- #32368 - Use of Hughes flap for entire eyelid reconstruction in combination with other reconstructive procedures of face and neck. **Patricia REISZ-MAJIC** (Osijek, Croatia), **Nina JOVANOVIĆ**, **Dubravka BIUK**, **Dario SÖS**, **Tihana MENDES**
- #32309 - Use of pericranial periosteal flap and anterior lamellar graft to correct severe lower lid retraction in children with complex eyelid retraction. **Christina LIM** (East Grinstead, United Kingdom), **Raman MALHOTRA**
- #32004 - Wedge resection and retractor plication using 8-0 vicryl for lower eyelid involutional entropion repair: long term follow-up across two centres. **Yingjia YANG** (Oxford, United Kingdom), **Madalina CHLHAIA**, **Christopher SCHULZ**, **Alexandra KENCHINGTON**, **Ben PARKIN**, **Hunter MACLEAN**
- #32302 - Safety and Efficacy of subcutaneous diode laser (EndoLift®) as a novel treatment in the management of malar oedema. **Caroline WILDE** (London, United Kingdom), **Megha KAUSHIK**, **Inga NEUMANN**, **Daniel EZRA**

### EPOSTERS

#### 02 -LACRIMAL

- #32435 - 1998 - 2018 Lacrimal surgery at the department of Ophthalmology Darmstadt. **Monica LANG** (Darmstadt, Germany), **Liana Virginia HECK**, **Karl-Heinz EMMERICH**
- #31646 - A canaliculus wire. **Fernando PERCHES** (São Paulo, Brazil), **Alejandra Raquel BILLAGRA**, **Simone BISON**
- #32388 - A case of Lacrimal sac malignant melanoma. **Wessam MINA** (London, United Kingdom), **Marta GARCIA-VILARO**, **Anna GKOUNTELIA**
- #30681 - A Comparison between Placement of Three Interrupted sutures after Triangular Three-snip Punctoplasty versus Conventional Triangular Three-snip Punctoplasty. **Hesham ABDULHADY**, **Sameh MANDOUR** (Cairo, Egypt), **Hany KHAIRY**, **Awara AMR**
- #32374 - A Rare Case of Acute Dacryoadenitis in Adult-Onset Still's Disease. **Maria MAS CASTELLS**, **Sara MEMON** (London, United Kingdom)
- #32536 - Acquired lacrimal canaliculus obstruction treated by silicone stent insertion - a retrospective study. **Gregor HAWLINA** (Ljubljana, Slovenia)
- #32377 - Assessment of quality of life through Glasgow Benefit Inventory (GBI) Score in post punctoplasty patients. **Saadia CHAUDHRY** (Leeds, United Kingdom), **Faizan TAHIR**, **Christine SAFIEH**, **Sreedhar JYOTHI**
- #32345 - Bilateral Dacryoadenitis as the initial presentation of Granulomatosis with Polyangiitis after COVID-19. **Marta GARCIA-VILARO** (London, United Kingdom), **Anna GKOUNTELIA**, **Wessam MINA**, **Charlotte Louise GODFREY**
- #32049 - Biofilm in the lacrimal sac as a prerequisite for chronic dacryocystitis. **Karl ENGELSBERG** (Lund, Sweden), **Johanna BERGGREN**, **Maria BAUMGARTNER**, **Ravi BONGHIR**, **Malin MALMSJÖ**, **Andreas SONESSON**
- #32386 - Conjunctivodacryocystorhinostomy (CDCR) with preparatory carunclectomy. **Yahya KHEDR**, **Bryan ATIENZA**, **Mousindha ARJUNAN**, **Egie ROSTRON**, **Colin VIZE** (Hull, United Kingdom)
- #32110 - Diagnosis of a lacrimal sac diverticulum through lacrimal endoscopy: A case report. **Maria BORRELLI** (Düsseldorf, Germany), **Celine TRIGAUX**, **Christoph HOLTMANN**, **Gerd GEERLING**
- #30747 - Effectiveness of punctocanalculoplasty with mini-monoka stent placement for epiphora. **Vinod EDIRISINGHE** (Northampton, United Kingdom), **Tristan MCMULLAN**
- #32540 - Efficacy of the nasal septum mucosa flap for revision external dacryocystorhinostomy.



## Saturday 17 September

**Rubén LÓPEZ OLIVER** (Mexico City, Mexico), **Cristina PLATA PALAZUELOS**,  
**Verónica ESCALANTE GÓMEZ**, **Gerardo GRAUE MORENO**

• #32440 - Epidemiologic, anatomical, and functional outcomes of lacrimal canalicular injuries repair in a French tertiary center. **Rodolphe POULENARD**, **Juliette DELMAS** (Limoges),  
**Odile VERNAT-TABARLY**, **Pierre-Yves ROBERT**

• #32207 - How accurate is the lacrimal examination performed for the evaluation of epiphora in an outpatient clinic? **Jihyun PARK** (none, Korea), **Minwook CHANG**

• #32378 - How to stop losing "e;stop loss LJ tube"e;. **Saadia CHAUDHRY** (Leeds, United Kingdom),  
**Faizan TAHIR**, **Christine SAFIEH**, **Bryan ATIENZA**, **Sreedhar JYOTHI**

• #32384 - Imaging of the lower punctum with anterior segment OCT in patients with dacryocystorhinostomy who underwent bicanalicular silicone tube implantation. **Sibel YAVUZ**,  
**Sibel YAVUZ** (Antalya, Turkey), **Hatice Deniz ILHAN**, **Olgar ÖCAL**

• #32262 - Lacrimal puncta stenosis. Investigation of viral implication as an etiological factor. **Phoebos PAPADOPOULOS**, **Theodora TSIROUKI**, **Ioannis ASPROUDIS**, **Ioannis NTOUNTAS** (ATHINA, Greece)

• #31977 - Lacrimal Sac Diverticulum: Clinical Presentation and Endoscopic Management. **Ran BEN CNAAN**, **Muhammad ABUMANHAL** (Tel Aviv, Israel), **Igal LEIBOVITCH**, **Avraham ABERGEL**

• #32480 - Novel sustainable bicanalicular intubation technique for lacrimal canalicular laceration: Prolene suture assisted annular silicon tube intubation with adjustable silicon sleeve - Kvanç's Loop. **Sertac Arqun KIVANÇ** (Bursa, Turkey), **Berna AKOVA**

• #32192 - Ochrabactrum anthropi chronic dacryocystitis. **Herve CHENAL** (NANCY),  
**Lucas MASTRANGELO**, **Sebastien FOUNGOT**

• #32418 - Outcomes of conjunctivochalasis treatment after fornix deepening and retractor recession. **Camille YVON** (East Grinstead, United Kingdom), **Raman MALHOTRA**

• #32357 - Postoperative infection rate after DCR - is selective antibiotic use enough?  
**Eva DAEGÅRD KOPP** (Stockholm, Sweden)

• #32200 - Radiofrequency-Assisted Endofistulectomy: Treating Coexisting Lacrimal Fistulae During Endoscopic Dacryocystorhinostomy. **Nandini BOTHRA** (India, India), **Mohammad JAVED ALI**

• #32236 - Retrospective radiological analysis to establish anatomical variation in angulation between medial canthus and the middle turbinate, for optimal positioning of lester jones tubes in treatment of epiphora. **Yahya KHEDR**, **Egle ROSTRON**, **Colin VIZE** (Hull, United Kingdom)

• #32446 - Should we perform a biopsy of the lacrimal sac during dacryocystorhinostomy?  
**Lionel STORK** (NANTES)

• #30888 - Softcort eyedrops following lacrimal surgery: is it safe and effective? **Emma SAMIA-ALY** (London, United Kingdom), **Harpreet AHLUWALIA**

• #32463 - Solitary fibrous tumor of the lacrimal sac in a pediatric patient. **Zvi GUR** (Jerusalem, Israel), **Liu CATHERINE**, **Don KIKKAWA**, **Bobby KORN**

### EPOSTERS

#### 03 -ORBIT

• #32215 - A 3 year review of the outcomes of orbital decompression surgery in patients with thyroid eye disease. **Tejaswi ROMMIREDDY** (Newcastle, United Kingdom), **Reinold GOETZ**,  
**Romeela RANA-RAHMAN**, **Lucy CLARKE**

• #32522 - A case of conjunctival squamous carcinoma and its interdisciplinary management. **Cristina ESCORIAL ALBENDIZ**, **Antonio Manuel GARRIDO HERMOSILLA**,  
**Aitor Joaquin CASTILLA LAZPITA**, **Jose Luis BASURTE** (SEVILLA, Spain)

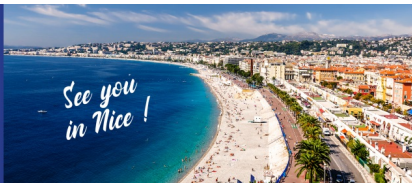
• #30758 - A case of IgG4 related ophthalmic disease exacerbated by chronic intranasal cocaine abuse. **Gregory GRIEPENTROG** (Milwaukee, USA), **Carleigh BRUCE**, **Andrea STAHULAK**

• #32343 - A case report of recurrent episodes of periorbital cellulitis (RPOC) and facial inflammation on a background of 1E nasal extranodal NKT cell Lymphoma in remission. **Anna GKOUNTELIA** (London, United Kingdom), **Wessam MINA**



## Saturday 17 September

- #32356 - A live-time demonstration of how we perform a bilateral endoscopic, endonasal orbital decompression (ENOD) for dysthyroid optic neuropathy (DON). [Faaizah CHISHTY](#), [Harry ROSEN](#) (Henley-on-Thames, United Kingdom), [Yadsan DEVABALAN](#), [Acharya VIKAS](#), [Vickie LEE](#), [Catherine RENNIE](#)
- #31097 - A neurofibroma enigma. [Aoife NAUGHTON](#) (London, United Kingdom), [Manvi SOBTI](#), [Christopher ABELA](#), [Kevin TSANG](#), [Richard SCAWTON](#)
- #32258 - A rare case of bilateral carotid cavernous fistula managed with sequential retrograde endovascular coiling via direct cannulation of the superior ophthalmic veins. [Bryan Jason ATIENZA](#), [Colin VIZE](#) (Hull, United Kingdom), [Egle ROSTRON](#), [Paul MALIAKAL](#), [Raghuram LAKSHMINARAYAN](#), [Saira SAYEED](#)
- #30916 - A Rare Orbital IgG4-Related Disease: Eosinophilic Angiocentric Fibrosis. [Kubra SEREFOGLU CABUK](#) (Istanbul, Turkey), [Ali Safa BALCI](#), [Senay ASIK NACAROGLU](#), [Husna TOPCU](#), [Ayse CETIN EFE](#), [Mehmet Goksel ULAS](#), [Safak KARSLIOGLU](#), [Ismail Bilgin GULEC](#), [Nesimi BUYUKBABANI](#), [Sabriye GUNER](#), [Emire SEYAH](#)
- #32261 - A unique incidence of a confined unilateral orbital metastasis of adenocarcinoma in a patient with history of cured breast cancer. [Abdulaziz ALKAHTANI](#) (Limoges), [Juliette DELMAS](#), [Pierre-Yves ROBERT](#)
- #32105 - Acute dacryoadenitis secondary to COVID-19. [Kareem ALSAFFARINI](#), [Han Xern KHOO](#) (Hull, United Kingdom), [Colin VIZE](#)
- #32320 - Advanced primary Histiocytoid/ Signet Ring Carcinoma of the orbit in a 53-year-old man requiring radical exenteration and craniectomy. [Mark HUGHES](#), [Daniel BECK](#) (Edinburgh, United Kingdom), [Robert PEDEN](#), [Chee THUM](#), [James MORRISON](#)
- #32221 - An example of when Ockham's razor is not fulfilled in a patient with graves' orbitopathy. [Cristina ESCORIAL ALBENDIZ](#) (Seville, Spain), [José Luis BASURTE BAUTISTA](#), [Altor Joaquin CASTILLA LAZPITA](#), [Nahed EL ABDELLAH HAJJI](#)
- #32075 - Application of surgical cutting guides for orbital decompression in a Graves' disease treatment: a preliminary study. [Alina SLOBODIANIUK](#), [Olha PRUSAK](#) (Kyiv, Ukraine), [Yurii CHEPURNYI](#), [Andrii KOPCHAK](#), [Oksana PETRENKO](#), [Sergiy RYKOV](#), [Olga DENISIUK](#)
- #31922 - Case report: Primary Orbital Rhabdomyosarcoma in Adults. [Nur KHATIB](#) (Tel Aviv, Israel), [Bradley PIETERS](#), [Jacqueline TROMP](#)
- #32152 - Characterization of VRDN-001, a high affinity and potent anti-insulin-like growth factor-1 receptor (IGF-1R) inhibitory antibody for the treatment of Thyroid Eye Disease (TED). [Vahe BEDJIAN](#), [Rachel NEWELL](#), [Angela SHE](#), [Linda PESTANO](#), [Robert HENDERSON](#) (Boston, USA), [Barrett KATZ](#)
- #32286 - Checkpoint inhibitor induced orbital myositis. [Ankur GUPTA](#), [Kaveh VAHDANI](#) (London, United Kingdom)
- #32165 - Complex surgical reconstruction of the eye, eyelids, lacrimal ducts and orbit after a severe concomitant injury (clinical case). [Pavel BANSCHCHIKOV](#) (Khabarovsk, Russia)
- #31645 - Complication: prolonged use of corticoids. [Alejandra Raquel BILLAGRA](#) (Ciudad Autonoma de Buenos Aires, Argentina), [Victoria ARIASGAGO](#), [Felicitas LACOSTE](#)
- #32038 - Conjunctival mass as initial symptom of atypical EBV infectious mononucleose. [Manuel GARCIA MARTINEZ](#) (Seville/Barcelona, Spain), [Hugo GONZÁLEZ](#), [Joan PRAT](#), [Ester CASAS](#)
- #32353 - Conjunctival tumor and cavernous sinus syndrome revealing sarcoidosis with orbital involvement. [Iatissam EL BELHADJI](#), [Selma CHIGUER](#), [Adil MCHACHI](#), [Laila BENHMIDOUNE](#), [Rayad RACHID](#), [Mohamed ELBELHADJI](#) (, Morocco)
- #32405 - Covid Related Multisystem inflammatory syndrome in Children (MIS-C) Masquerading as Paediatric Orbital Cellulitis. [Kailling YONG](#) (Singapore, Singapore)
- #30860 - Diagnostic challenges in atypical orbital myositis. [Qurania FIDYANAKI](#) (London, United Kingdom), [Nicole QUAH QIN XIAN](#), [Bhatia KUNWAR](#), [Lee VICKIE](#)
- #32350 - Diffuse large B-Cell lymphoma of the orbit: Clinical features and outcome for 28 cases during a ten-year period. [Inga NEUMANN](#) (London, United Kingdom), [Amrita SAWHNEY](#), [Kaveh VAHDANI](#), [Geoffrey E. ROSE](#), [Fabiola MURTA](#)
- #32044 - Duration of healing by secondary intention after orbital exenteration. [Jesper Skovlund JØRGENSEN](#) (Copenhagen, Denmark), [Peter Bjerre TOFT](#)
- #32214 - Elevated serum thyroid stimulating immunoglobulin is associated with failure of first-line intravenous methylprednisolone treatment in patients with thyroid eye disease.



## Saturday 17 September

**Ofira ZLOTO** (Tel Aviv, Israel), **Arza ROSSET**, **Ayelet PRIEL**, **Daphna LANDAU-PRAT**,  
**Tali CUKIERMAN-YAFFE**, **Nancy AGMON-LEVIN**, **Guy BEN SIMON**, **Oded SAGIV**

- #30506 - Enucleation and evisceration at a tertiary care hospital in a developing country. **Ahmed ALAMER** (Hidd, Bahrain), **Osama ABABNEH**, **Eman ABOTALEB**, **Mohammad ABU AMEERH**, **Yacoub YOUSEF**
- #31701 - **Erdheim-Chester disease with chorioretinal and orbital involvement: Case Report.** **Kubra SEREFOGLU CABUK** (Istanbul, Turkey), **Adem TELLIOGLU**, **Gamze OZTURK KARABULUT**, **Senay ASIK NACAROGLU**, **Korhan FAZIL**, **Tugrul ELVERDI**, **Muhtittin TAŞKAPILI**, **Safak KARSLIOGLU**
- #32180 - **Features of ocular injury of and their reconstruction in modern warfare.** **Oksana PETRENKO**, **Oliga DENISIUK** (Kyiv, Ukraine), **Serhiy RYKOV**, **Anriy KOPCHAK**, **Yuri CHEPURNYI**
- #32177 - **Giant orbital cyst in an anophthalmic cavity: a case report.** **Maria ARAÚJO** (Porto, Portugal), **Catarina CASTRO**, **Nuno LAMAS**, **Mafalda MACEDO**
- #32448 - **Heterogenous orbital lymphoma management - One size does not fit all.** **Ziyaad SULTAN** (London, United Kingdom), **Jessica BRADY**, **George MIKHAEL**, **Stella BOWCOCK**, **Jon SALISBURY**, **Steve CONNOR**, **John BLADEN**
- #32187 - **HyperArc Stereotactic Radiotherapy for Thyroid Eye Disease.** **Matthew GILLAM** (London, United Kingdom), **Stefano SCHIPANI**, **Natalie ENTWISTLE**, **Kevin CROFTS**, **Paul CAUCHI**
- #32421 - **Identification of novel imaging features of Thyroid Eye Disease using anterior segment optical coherence tomography angiography.** **Swan KANG**, **Laxmi RAJA** (Kenley, United Kingdom), **Scott HAU**, **Victoria BARNETT**, **Pearse KEANE**, **Daniel EZRA**
- #32401 - **Impact of optic nerve sheath fenestration on macular ganglion cell volume in idiopathic intracranial hypertension.** **Paras VORA** (Lexington, USA), **Max BENNINGFIELD**, **Lalita GUPTA**, **Padmaja SUDHAKAR**, **Peter TIMONEY**
- #32154 - **Incorporating adaptive design into clinical trials: VRDN-001: a novel monoclonal antibody for Thyroid Eye Disease (TED).** **Barrett KATZ** (New York, USA), **Denis O'SHAUGHNESSY**, **Elisabeth COART**
- #32186 - **Initial presentation of systemic sarcoidosis as a Tolosa-Hunt syndrome.** **Amparo LANUZA-GARCIA**, **Julia PEREZ-MARTINEZ** (Valencia, Spain), **Gemma ORTEGA PRADES**, **Francisca GARCIA-IBOR**, **Antonio DUCH SAMPER**, **Raul MARTINEZ-BELDA**
- #32006 - **Intralesional injections of Bleomycin for Orbital Lymphatic and Lymphatic-Venous Malformations.** **Ahmed BEN SAID** (Tunis, Tunisia)
- #32263 - **Is 'Patient Initiated Follow Up' the future for routine oculoplastic outpatient appointments?** **Anum BUTT**, **Kang SWAN**, **Periklis GIANNAKIS** (London, United Kingdom)
- #31647 - **Just a floor fracture.** **Alejandra Raquel BILLAGRA** (Ciudad Autonoma de Buenos Aires, Argentina), **Virginia VITAR**, **Delfina ESTRADA**
- #32272 - **Juvenile Xanthogranuloma: A rare orbital lesion.** **Victoria ARIASGAGO**, **Alejandra BILLAGRA** (Ciudad Autonoma de Buenos Aires, Argentina), **Daniel WEIL**, **Felicitas LACOSTE**, **Lorena DI NISIO**, **Milagros AGUILAR**, **Soledad VALEIRAS**, **Jorge AVILA**
- #31935 - **Lacrimal Gland Biopsy Results in a Tertiary Referral Centre.** **Segun AWOTESU** (Leicester, United Kingdom), **Mary AWAD**, **Ian DE SILVA**, **Raghavan SAMPATH**
- #32496 - **Lateral Canthotomy and Cantholysis: A Low Cost, Simple and Anatomically Correct Simulation Model.** **Sara MEMON**, **Caroline WILDE** (London, United Kingdom), **Laura AH-KYE**, **Alice MILLIGAN**, **Hannah TIMLIN**
- #32119 - **Lateral decompression for fibrous dysplasia in the lateral orbital wall.** **Jesper Skovlund JØRGENSEN** (Copenhagen, Denmark), **Peter Bjerre TOFT**
- #32227 - **Longitudinal Clinical Findings in Dysthyroid optic neuropathy in a single centre cohort.** **Gabriella GUEVARA** (London, United Kingdom), **Ourlana FYDANAKI**, **Ahmed AL-NAHRAWY**, **Ahmad AZIZ**, **Rajni JAIN**, **Vickie LEE**
- #32436 - **Malignant transformation of fibrous dysplasia into spindle cell sarcoma.** **Ahmad AZIZ** (London, United Kingdom), **Vikas ACHARYA**, **Vickie LEE**, **Rajni JAIN**, **Catherine RENNIE**
- #32397 - **Mature orbital teratoma as a cause of congenital proptosis.** **Allan PIERONI GONÇALVES**, **Carolina MENDES**, **Guilherme ARAUJO DE ABBRU** (São Sebastião / SP, Brazil)
- #31639 - **MicroRNA-155 acts as an anti-inflammatory factor in orbital fibroblasts from Graves' orbitopathy by repressing interleukin-2-inducible T-cell kinase.** **Charm KIM**, **Yeon Jeong CHOI**, **Jong Jin JUNG**, **Jin Sook YOON**, **Sun Young JANG** (Bucheon, Korea)



## Saturday 17 September

- #32145 - Mortality and prognostic factors of patients with choroidal and ciliary body melanoma treated with enucleation in a single tertiary centre. **Fakin ANA, Janez BREGAR** (Ljubljana, Slovenia), **Jože PIŽEM, Brigita DRNOVŠEK OLUP**
- #31774 - Multiparametric radiological assessment in dysthyroid optic neuropathy patients. **Ouranja FYDANAĀKJ** (London, United Kingdom), **Andy WANT, Gabriella GUEVARA, Alnalwary AHMED, Aziz AHMAD, Rajni JAIN, Claire FEENEY, Bhatia KUNWAR, Lee VICKIE**
- #32387 - OCT Analysis of Dysthyroid Optic Neuropathy. **Syed AHMED, Mana RAHIMZADEH** (London, United Kingdom), **Minak BHALLA, Vickie LEE, Skanda RAJASUNDARAM**
- #32361 - Ocular adnexal lymphoma - a retrospective study of 24-year period. **Ana FAKIN, Lučka BOLTEŽAR, Štrbac DANJELA, Jože PIŽEM, Drnovšek Olup BRIGITA, Gregor HAWLINA** (Ljubljana, Slovenia)
- #32520 - Oculoplastic input in patients with orbital fracture repair. **Radhika DASHPUTRA, Nikhil CASCOE** (London, United Kingdom), **Andrew COOMBS**
- #31694 - One orbital mass and a dozen puzzled doctors. **Christine SAFIEH** (Leeds, United Kingdom), **Faizan TAHIR, Sreedhar JYOTHI, George KALANTZIS, Bernard CHANG**
- #30886 - Orbital and ocular lymphoma - what can we tell our patients. **Faye MELLINGTON, Emma SAMIA-ALY** (London, United Kingdom)
- #32367 - Orbital and Pulmonary MALT-Lymphoma presenting with unremitting red eye and ptosis - a case report. **João PONCES RAMALHÃO** (Porto, Portugal), **Francisca BRAGANÇA, Hígueil AFONSO, Mafalda MACEDO, Nuno JORGE LAMAS, Maria ARAÚJO**
- #32285 - Orbital involvement of rhabdomyosarcoma in children - retrospective analysis of 77 cases. **Sybilie GRAEF** (Toronto, Canada), **Dan DEANGELIS, Abha GUPTA, Michael J WAN**
- #32159 - Orbital lymphangioma in a girl treated with sirolimus. **Amparo LANUZA-GARCIA, Alvaro OJEDA PAROT, Julia PEREZ-MARTINEZ** (Valencia, Spain), **Gemma ORTEGA PRADES, Raul MARTINEZ-BELDA, Antonio DUCH SAMPER**
- #32147 - Orbital phlegmon in a patient with COVID-19 - a case report. **Dominika BIALAS, Radosław ROZYCKI** (Warsaw, Poland), **Mateusz JACUNSKI**
- #32327 - Orbital rhabdomyosarcoma in children - retrospective analysis for histologic spectrum and predisposing factors. **Sybilie GRAEF** (Toronto, Canada), **Dan DEANGELIS, Abha GUPTA, Michael J WAN**
- #32278 - Orbital Silicone Mimicking Orbital Cellulitis. **Adam DE LA GARZA** (Atlanta, USA)
- #32430 - Orbital Solitary Fibrous Tumour - a Case Series. **Segun AWOTESU** (Leicester, United Kingdom), **Evangelis LOKOVITIS, Raghavan SAMPATH**
- #30755 - Patient-specific orbital implants vs. pre-formed implants for internal orbital reconstruction. **Daphna LANDAU** (Tel Aviv, Israel), **Said MASSARWA, Ayelet PRIEL, Oded SAGIV, Ofira ZLOTO, Guy J. BEN SIMON**
- #32410 - Pediatric orbital dermoid cysts: two incarnations of one lesion. **Svitlana TRONINA** (Odessa, Ukraine), **Nadiia BOBROVA, Valeriy VIT**
- #32451 - Pediatric Orbital Fasciitis, two cases report and review of literature. **Zvi GUR** (Jerusalem, Israel), **Pablo GALARZA**
- #32497 - Rare case of necrobiotic xanthogranuloma (NXG) associated with IgG Lambda multiple myeloma presenting with intermittent left frontal headache associated d with ptosis. **Fiona JAZAYERI, Alice CRANSTON** (Buckinghamshire, United Kingdom)
- #32443 - Recurrence rate of orbital and periocular MALT Lymphoma: results using a 10-year surveillance period. **Amrita SAWHNEY, Inga NEUMANN** (London, United Kingdom), **Geoffrey E. ROSE, Fabiola MURTA**
- #30838 - Removal of an Incidental orbital metallic foreign body: MRI safety Controversies and considerations. **Jennifer DOYLE** (Buckinghamshire, United Kingdom), **Kesh MISRA, Richard SCANN**
- #32329 - Repair orbital implant exposure with donor scleral patch associated a double amniotic membrane layer: case report. **Mora Botia GLADYS LORENA** (TARRAGONA, Spain), **Jordi COLOME, Lucia LORAS QUEROL, F. Fabian RODRIGUEZ OLMEDO, Manuel CASTRO DIAZ, Maria Cinta BAUBI**
- #31953 - Rhabdomyosarcoma of the orbit in an adult: a challenging diagnosis. **Laura EID, Roel KLOOS, Peerooz SAEEED, Laura EID** (Bordeaux)
- #32531 - Robotic assisted orbital surgery - a proof of concept using cadaveric specimens. **Jean Pierre JEANNON, Jimmy UDDIN, Asit ARORA, Hubert STEIN, Jack FAULKNER, Mohsan MALIK,**



## Saturday 17 September

**Claire DANIEL** (London, United Kingdom)

- #32182 - Severe orbital cellulitis after hyaluronic acid filling of the lower lid. [Laszlo UVARY](#) (Budapest, Hungary), [Balázs GEISZ ELHARDT](#), [Katalin KORÁNYI](#), [Márton MAGYAR](#), [Zoltán Zsolt NAGY](#)
- #30801 - Spontaneously resolving, non-traumatic orbital encephalocele. [Jennifer DOYLE](#) (Buckinghamshire, United Kingdom), [Kesh MISRA](#), [Richard SCAWN](#)
- #31633 - Teprotumumab for thyroid eye disease. [Suzanne FREITAG](#) (Boston, USA)
- #32230 - TERT-Promotormutation in orbital solitary fibrous tumours - A case series. [David Sinan KOCA](#) (Berlin, Germany), [Jana IHLOW](#), [Maximilian VON LAFFERT](#), [Katharina ERB-EIGNER](#), [Hermann HERBST](#), [Leonille SCHWEIZER](#), [Eckart BERTELMANN](#)
- #32217 - The relationship between the volume of posterior ethmoidal cell and the degree of decompression in endoscopic transnasal orbital decompression for thyroid associated ophthalmopathy patients. [Joongi MIN](#) (Incheon, Korea), [Sungmo KANG](#)
- #32328 - The walls are closing in again. [Peter UJTTEWAAL](#) (Leiden, The Netherlands), [M.c. KLEIJWEGT](#), [M.j.t. VERSTEGEN](#), [Stijn VAN DER MEEREN](#)
- #32395 - The 'real-world' outcomes of immunosuppression for graves' orbitopathy in a single centre multi-ethnic cohort. [Ali KHALID](#) (London, United Kingdom), [Vickie LEE](#), [Claire FEENEY](#)
- #30781 - Transorbital endoscopic-assisted management of intraorbital lesions: experience of 11 cases. [Ran BEN CNAAN](#) (Tel Aviv, Israel), [Dana BAREQUET](#), [Igal LEIBOVITCH](#), [Abergel AVRAHAM](#)
- #30974 - Traumatic globe avulsion and complete optic nerve transection. [Nalan AYDIN](#) (Antalya, Turkey)
- #32311 - Treatment of bilateral orbital xanthogranuloma - part of Erdheim-Chester disease with BRAF targeted therapy. [Han Xern KHOO](#) (Hull, United Kingdom), [Egle ROSTRON](#), [Colin VIZE](#), [Bryan ATIENZA](#), [Jireh ANN-BATAK](#)
- #32218 - Uncommon benign orbital tumors in adults. [Leila KNANI](#) (Sousse, Tunisia), [Mohamed GHACHEM](#), [Mehdi OUESLATI](#), [Narjess BEN RAYANA](#)
- #31640 - Upper eyelid crease incision for frontal sinus osteoma with orbital dystopia: An unconventional & aesthetic approach. [Oshin BANSAL](#) (Gwalior, India, India)
- #32153 - VRDN-002, a second-generation insulin like growth factor-1 receptor (IGF-1R) inhibitory antibody for Thyroid Eye Disease (TED): preclinical pharmacokinetics and clinical promise. [Vahe BEDIAN](#), [Brent DICKINSON](#), [Christian CLAUSEN](#), [Linda PESTANO](#), [Robert HENDERSON](#) (Boston, USA), [Barrett KATZ](#)
- #30505 - When Thyroid Orbitopathy Becomes a Nightmare. [Ahmed ALAMER](#) (Hidd, Bahrain), [Osama ABABNEH](#)

### EPOSTERS 04 - OTHER

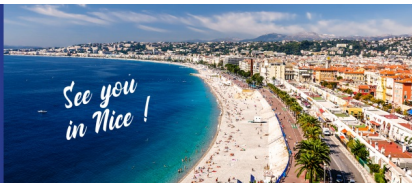
- #32139 - 70 year old male with meige syndrome and response to lanbotulinumtoxin a injection: a case report. [Josiah IRMA](#), [Retno Jayantri KETAREN](#), [Saraswati Anindita RIZKI](#) (Jakarta, Indonesia), [Serena ONASIS](#), [Celine CHRYSTELLE](#), [Regan ELBERT](#), [Patricia BUDIMULIA](#)
- #32469 - A haemophilus influenzae subconjunctival abscess in an adult immunocompetent patient in the united kingdom. [Hardeep KANDOLA](#) (London, United Kingdom), [Maria MAS-CASTELL](#), [Grace ENI](#), [Christopher LEAK](#), [Swan KANG](#), [Periklis GIANNAKIS](#)
- #32461 - An assessment of general oculo-plastic clinic presentations for referral quality, diagnostic agreement, and patient outcomes by referral source in the united kingdom. [Hardeep KANDOLA](#) (London, United Kingdom), [Anum BUTT](#), [Swan KANG](#), [Periklis GIANNAKIS](#)
- #32234 - Case report of a rare entity: syringoid eccrine carcinoma in the temple region. [Sara NUNEZ-MARQUEZ](#) (Bournemouth, United Kingdom), [Madalina-Adriana CHIHAIA](#)
- #32537 - Comparison of the pre and post COVID-Lockdown histopathological specimens from a tertiary-referral oculo-plastic service in Singapore. [Ming-Han \(Hugo\) LEE](#) (Singapore), [Shen Yu SUNNY](#), [Anita CHAN](#)
- #32500 - Corneal neurotization utilizing the infraorbital nerve approach. [Vladimir KRATKY](#) (Prague, Czech Republic), [Davin JOHNSON](#), [Michael HENDRY](#)

NICE 2022

# 40<sup>TH</sup> ESOPRS — ANNUAL MEETING

15-17 September 2022 • NICE

EUROPEAN SOCIETY OF OPHTHALMIC PLASTIC  
AND RECONSTRUCTIVE SURGERY —



## Saturday 17 September

- #32242 - Hyperspectral imaging for non-invasive mapping of oxygen saturation in a forehead flap during reconstructive surgery. [Johanna V. BERGGREN](#) (Lund, Sweden), [Karl ENGELSBERG](#), [Aboma MERDASA](#), [Malin MALMSJÖ](#)
- #32460 - Leprosy mimicking delayed facial cosmetic filler reaction. [Gabriella LAHAIE LUNA](#) (Philadelphia, USA), [Saerom YOUN](#), [James FARMER](#), [Vladimir KRATKY](#)
- #32432 - Long-term Changes of Thyroid-stimulating Antibody in Active, Moderate-to-severe Graves' Orbitopathy after intravenous Methylprednisolone Treatment. [Park JUNGYUL](#) (Busan, Korea), [Choi HEE-YOUNG](#)
- #32542 - Mutational analysis of the pabpn1 gene in oculopharyngeal muscular dystrophy. [Cristina PLATA PALAZUELOS](#) (Mexico City, Mexico), [Humberto LOPEZ GARCIA](#), [Mirena ASTIAZARAN OSORNIO](#), [Héctor PÉREZ CANO](#)
- #32323 - Patient-reported outcomes following a break in ophthalmic botulinum toxin therapy during the COVID-19 pandemic. [Aaron JAMISON](#) (Glasgow, United Kingdom), [Maribel FAVOR](#), [Raman MALHOTRA](#)
- #31936 - Self Sealing Scleral laceration manifesting as sympathetic ophthalmia. [Segun AWOTESU](#) (Leicester, United Kingdom), [Raghavan SAMPATH](#)

### EPOSTERS 05 - SOCKET

- #32194 - Bone-like calcified orbital cavity following exenteration: a case report. [Naomi HASEGAWA](#), [Jiawei ZHAO](#), [Daniel GRENINGER](#), [Jonathan E LU](#) (Boston, USA), [Michael YOON](#), [Timothy MCCULLEY](#)
- #32176 - Determining asymmetry thresholds in microphthalmia using a 3d animated model. [Emiel ROMEIN](#) (Amsterdam, The Netherlands)
- #32160 - Enucleation in Iceland 2005-2018. Study in defined population. [Björn Sigurbjörn GUDMUNDSDOTTIR](#) (Reykjavik, Iceland), [Rannveig L. THORISDOTTIR](#), [Ólafur Ólafsson](#), [Bjarni A. AGNARSSON](#), [Gudleif HELGADOTTIR](#), [Haraldur SIGURDSSON](#)
- #30667 - Health Literacy in Patients Wearing Prosthetic Eyes: A Prospective Cross-Sectional Study. [Alexander C. ROKOHL](#) (Cologne, Germany), [Nicola S. PINE](#), [Werner ADLER](#), [Lisa A.K. BARTENSCHLAGER](#), [Philomena A. WAWER MATOS](#), [Marc TRESTER](#), [Keith R. PINE](#), [Timo-Kolja PFÖRTNER](#), [Ludwig M. HEINDL](#)
- #30875 - Localizing the lost rectus muscle using the connective tissue framework. [David JORDAN](#) (Ottawa, Canada)
- #32226 - Peri-ocular Autologous Fat Transfer Survival Outcomes Using Vectra 3D Imaging. [Gabriella GUEVARA](#), [Gabriella GUEVARA](#) (London, United Kingdom), [Fabiola MURTA](#), [Jonathan HYER](#), [Daniel EZRA](#)
- #31868 - Surgical management of orbital implant exposures after eversion or enucleation: Retrospective study - Limoges University Hospital. [Théa BREUIL](#) (LIMOGES)
- #30873 - The scleral cap technique for porous and non-porous orbital implants. [David JORDAN](#) (Ottawa, Canada)
- #31990 - Uveal melanoma invasion into dermis fat graft. [Adam KOPECKY](#) (Ostrava / Olomouc, Czech Republic), [Jan NEMCANSKY](#), [Ludwig M HEINDL](#), [Alexander C. ROKOHL](#)

### VIDEOS

- #32543 - 10 Top Tips to improve your technique in posterior ptosis surgery. [Jocelyne KOHN](#) (Santiago, Chile), [Geraldine KOHN](#), [Maria Jose MARIA JOSE HERNANDEZ](#)
- #32404 - A 'Four Flap' Six Layered Closure Technique Following Evisceration. [Awad MARY](#) (Leicester, United Kingdom), [Segun AWOTESU](#), [Antonella BERRY-BRINCAT](#), [Raghavan SAMPATH](#)





## Saturday 17 September

- #32420 - **Bloodless Blepharoplasty: The Use of Tranexamic Acid.** [André Luis BORBA DA SILVA](#) (SAO PAULO, Portugal), [Mohamed KABAWA](#)
- CRANS\*: CPAP-associated Retrograde Air escape via the Nasolacrimal System, a very recently described and rare phenomenon. [Michelle TEO](#) (LONDON, *United Kingdom*)
- #32398 - **Four tips to improve the results of your blepharoplasty.** [Nathalia KASSIS](#) (Catanduva, Brazil)
- #32359 - **Full-thickness upper lid reconstruction: an alternative technique avoiding lid closure following Mohs micrographic surgery without tarsal replacement.** [Laura HUGHES](#), [Manvi SOBTI](#) (London, United Kingdom), [Naresh JOSHI](#)
- #32494 - **Lateral Canthotomy and Cantholysis: A Low Cost, Simple and Anatomically Correct Simulation Model.** [Sara MEMON](#), [Caroline WILDE](#) (London, United Kingdom), [Laura AH-KYE](#), [Alice MILLIGAN](#), [Hannah TIMLIN](#)
- #32198 - **March technique step by step; a new lower eyelid reconstruction.** [Anna MARCH DE RIBOT](#) (BARCELONA, Spain), [Francesc MARCH DE RIBOT](#)
- #32529 - **Non-surgical management of eyelid retraction in thyroid eye disease using hyaluronic acid gel filler.** [Angela RICHARDS](#) (London, United Kingdom), [Yun WONG](#)
- #32498 - **Prolene suture assisted annular silicon tube intubation with adjustable silicon sleeve -Kivanc's Loop: A novel silicone tube intubation technique for lacrimal canalicular laceration.** [Sertac Argun KIVANC](#) (Bursa, Turkey), [Berna AKOVA](#)
- #32288 - **Simplified endoscopy guided irrigation and probing.** [Nandini BOTHRA](#) (India, India)
- #32425 - **Surgical Management of Tarsal Buckling as a Complication of Congenital Ptosis Surgery.** [Özgün Melike GEDAR](#) (Istanbul, Turkey)
- #32372 - **The use of a PHACO machine as an aid in endoscopic endonasal DCR.** [Zoran ZIKIC](#) (Belgrade, Serbia), [Enisa MEMIC](#)
- #32202 - **Tissue preservation for horizontal lower lid laxity repair.** [Chaiteck CHOO](#) (Singapore, Singapore), [Hugo LEE](#)
- #32290 - **Upper eyelid "Suture-less" Blepharoplasty.** [Manvi SOBTI](#), [Naresh JOSHI](#), [Aoife NAUGHTON](#) (London, United Kingdom)